Häusen®
Accesorios para puertas y ventanas



SISTEMAS
PLEGABLES

ORIÓN

Aluminio C-16

SEPTIEMBRE 2021

YouTube

Montaje Virtual

Especificaciones

- Pasador de palanca
- Elementos opcionales superiores o inferiores de la puerta corredera
- Apertura hacia adentro o hacia afuera
- Carriles de rodillos plata y negro anodizados y guías
- Tiras embellecedoras de color

- Hoja de acceso oscilobatiente
- Componentes retro-ajustables
- 480 horas de resistencia a la corrosión
- Test de acuerdo con la normativa estándar DIN EN 13126-15
- El carril de aluminio tiene un burlete de estanqueidad

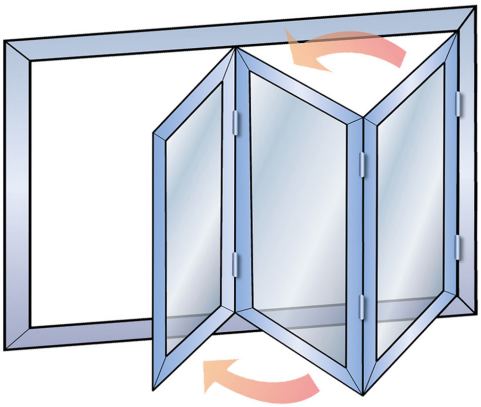

Opciones de color

RAL-9016	**RAL-9005**	RAL-9006

Especificaciones técnicas

- Ancho de rebaje de la hoja SRW ..... 450mm - max. 1200mm
- Ancho de rebaje de la hoja SRW ..... 450mm - max. 900mm (Marco plegable)
- Ancho de rebaje de la hoja SRH ..... 600mm - max. 2400mm
- Peso de la hoja (Kg) ..... Max. 100 Kg (Para la versión inferior)
- Peso de la hoja (Kg) ..... Max. 80 Kg (Para la versión superior)
- Longitud de la pista de rodillos ..... Max. 6m y 7 hojas

Sistema Plegable 321 con oscilo-batiente

Plegable para Aluminio 9 mm (sin bisagra plegable)

Descripción	REF.
KIT **321** BLANCO Alu. 9 mm Danubio	KP9A321-9016
KIT **321** NEGRO Alu. 9 mm Danubio	KP9A321-9005
KIT **321** PLATA Alu. 9 mm Danubio	KP9A321-9006

Plegable para Aluminio 13 mm (sin bisagra plegable)

Descripción	REF.
KIT **321** BLANCO Alu. 13 mm Danubio	KPA321-9016
KIT **321** NEGRO Alu. 13 mm Danubio	KPA321-9005
KIT **321** PLATA Alu. 13 mm Danubio	KPA321-9006

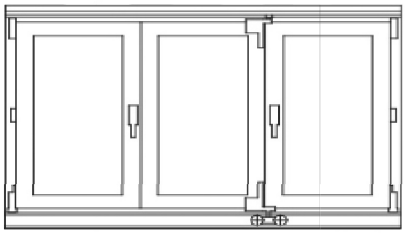

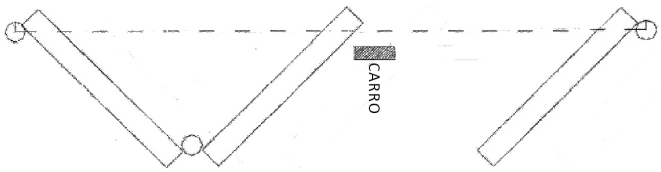

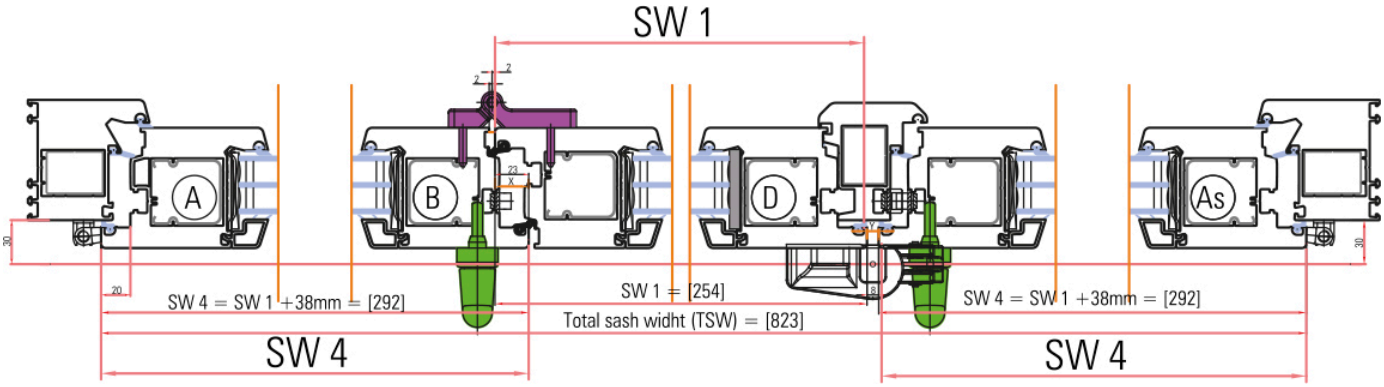

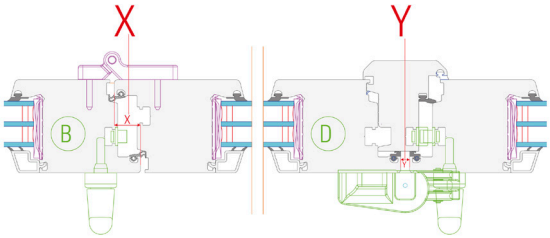

$$SW\ 1 = \frac{TSW-61}{3}$$

$$SW\ 4 = SW\ 1 + 38$$

$$SW1 = \frac{TSW+X-Y-2*38mm}{3\ SASH}$$

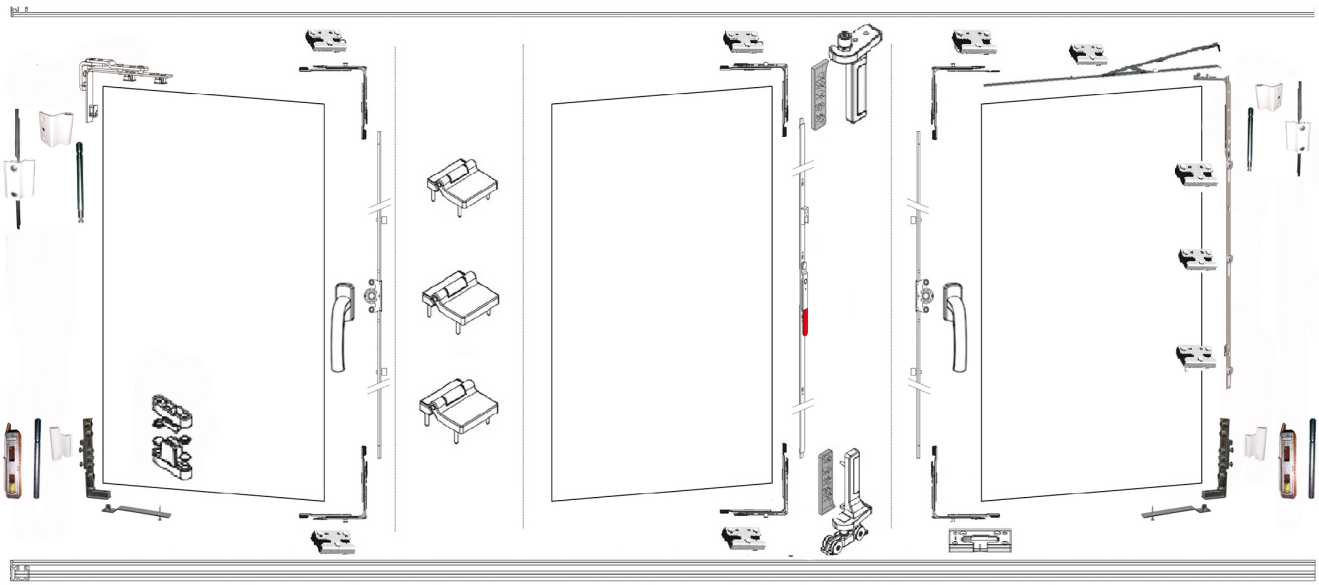

Sistema 330

Plegable para Aluminio 9 mm (sin bisagra plegable)

Descripción	REF.
KIT **330** BLANCO Alu.9 mm Danubio	KP9A330-9016
KIT **330** NEGRO Alu. 9 mm Danubio	KP9A330-9005
KIT **330** PLATA Alu. 9 mm Danubio	KP9A330-9006

Plegable para Aluminio 13 mm (sin bisagra plegable)

Descripción	REF.
KIT **330** BLANCO Alu. 13 mm Danubio	KPA330-9016
KIT **330** NEGRO Alu. 13 mm Danubio	KPA330-9005
KIT **330** PLATA Alu. 13 mm Danubio	KPA330-9006

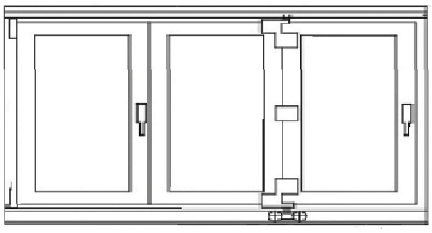

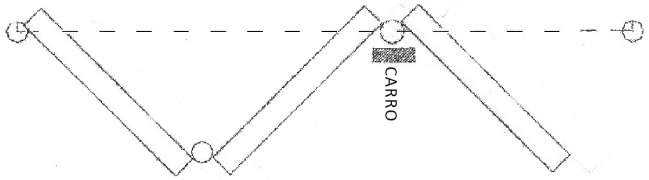

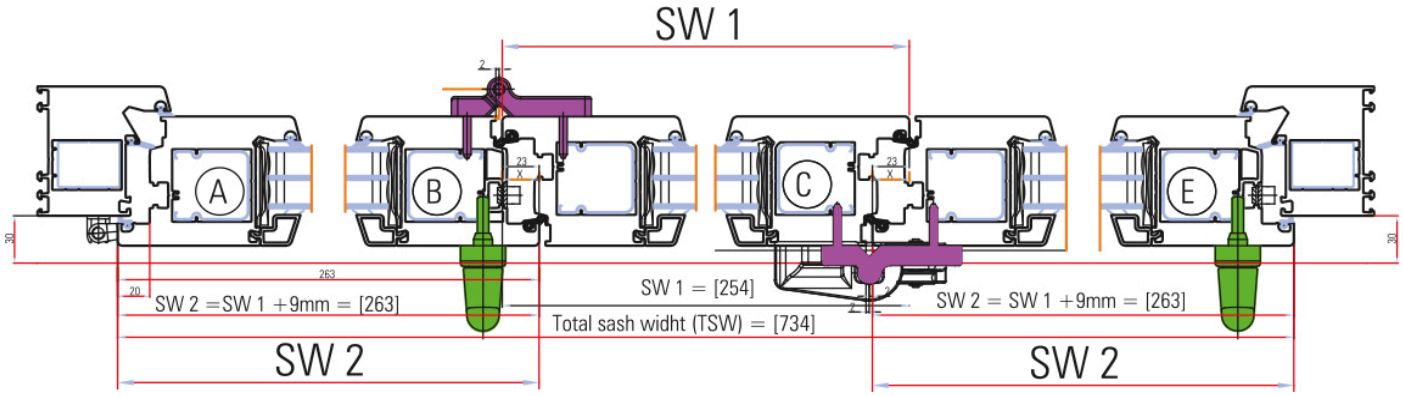

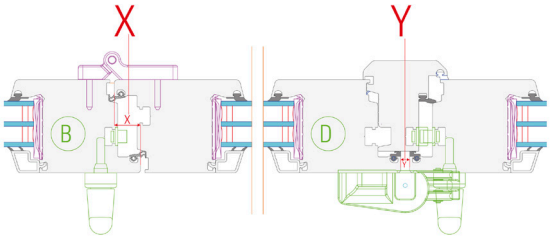

$$SW\ 1 = \frac{TSW+28}{3}$$

$$SW\ 2 = SW\ 1 + 9$$

$$SW\ 1 = \frac{TSW+(2*X)-2*9mm}{3\ SASH}$$

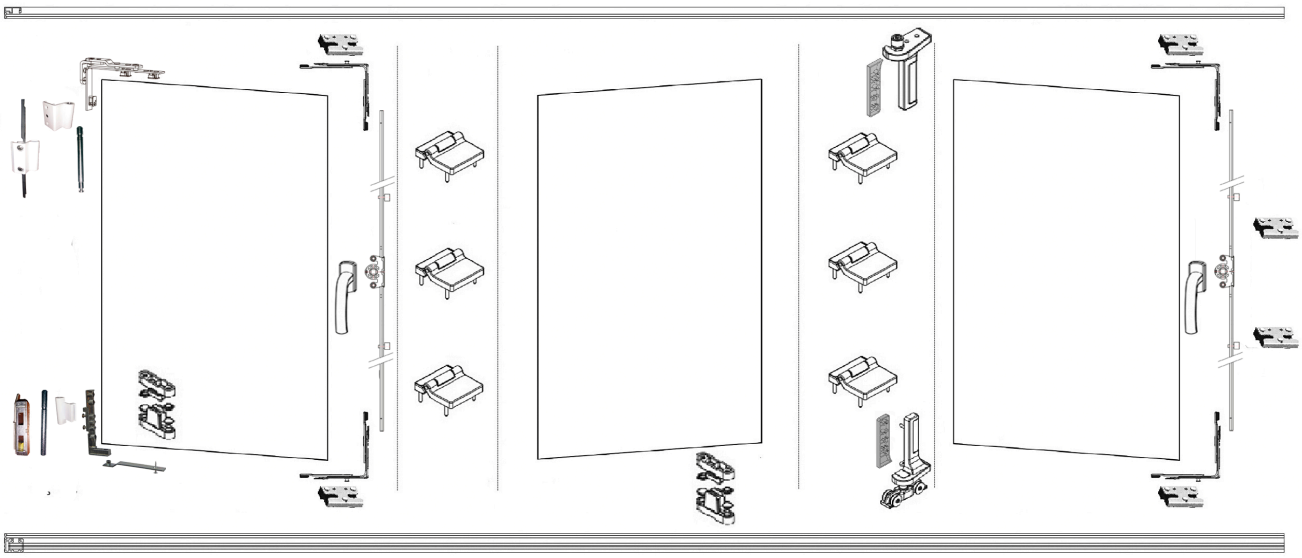

Sistema 431 con oscilo-batiente

Plegable para Aluminio 9 mm (sin bisagra plegable)

Descripción	REF.
KIT **431** BLANCO Alu. 9 mm Danubio	KP9A431-9016
KIT **431** NEGRO Alu. 9 mm Danubio	KP9A431-9005
KIT **431** PLATA Alu. 9 mm Danubio	KP9A431-9006

Plegable para Aluminio 13 mm (sin bisagra plegable)

Descripción	REF.
KIT **431** BLANCO Alu. 13 mm Danubio	KPA431-9016
KIT **431** NEGRO Alu. 13 mm Danubio	KPA431-9005
KIT **431** PLATA Alu. 13 mm Danubio	KPA431-9006

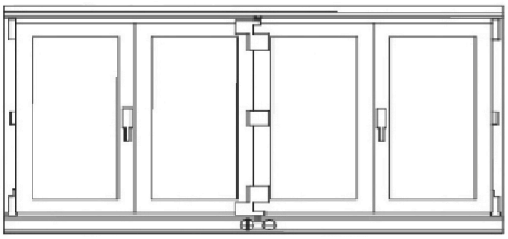

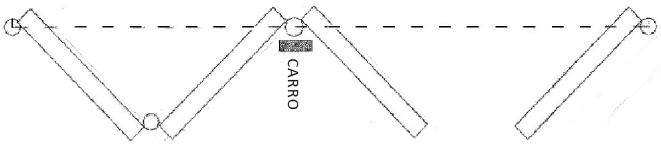

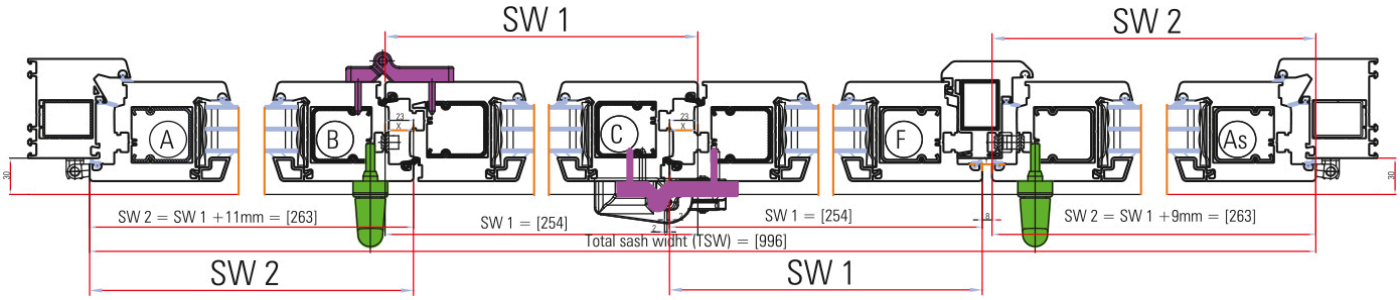

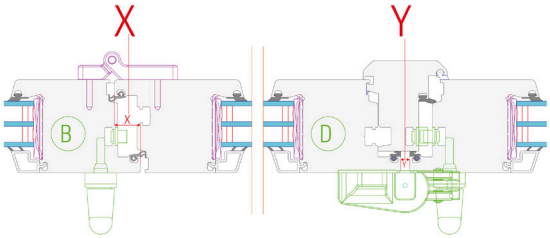

$$SW\ 1 = \frac{TSW+20}{4}$$

$$SW\ 2 = SW\ 1 + 9$$
$$SW\ 2 = SW\ 1 + 9$$

$$SW\ 1 = \frac{TSW+(2*X)-Y-2*9mm}{4\ SASH}$$

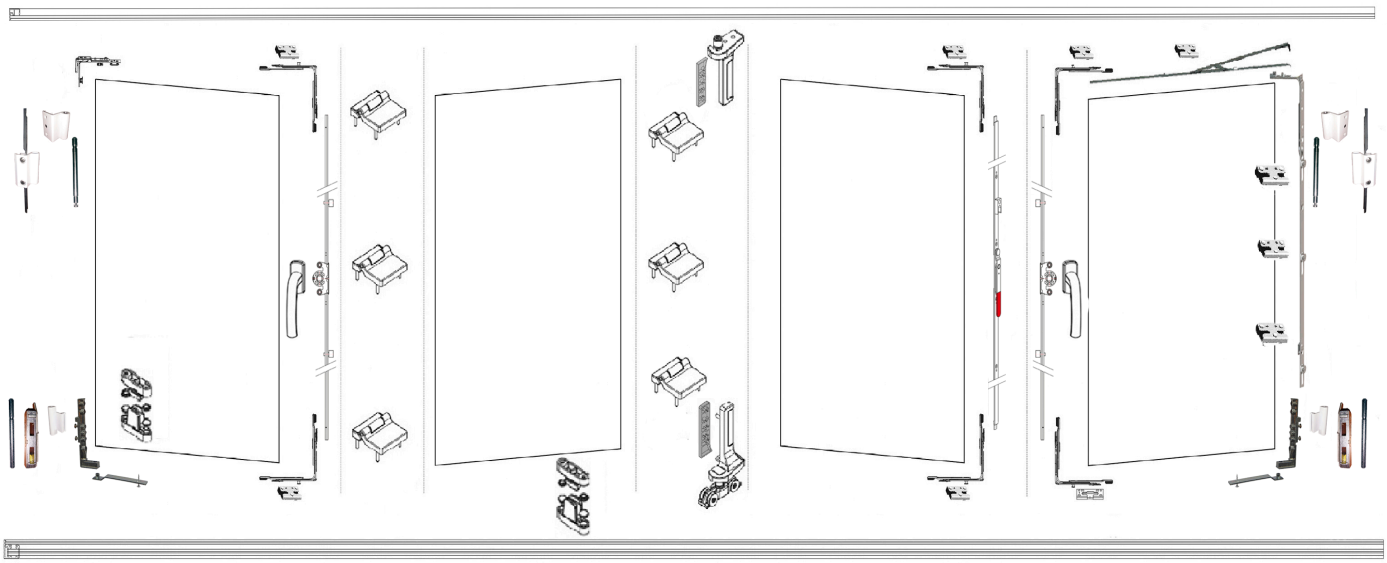

Sistema 532

Plegable para Aluminio 9 mm (sin bisagra plegable)

Descripción	REF.
KIT **532** BLANCO Alu. 9 mm Danubio	KP9A532-9016
KIT **532** NEGRO Alu. 9 mm Danubio	KP9A532-9005
KIT **532** PLATA Alu. 9 mm Danubio	KP9A532-9006

Plegable para Aluminio 13 mm (sin bisagra plegable)

Descripción	REF.
KIT **532** BLANCO Alu. 13 mm Danubio	KPA532-9016
KIT **532** NEGRO Alu. 13 mm Danubio	KPA532-9005
KIT **532** PLATA Alu. 13 mm Danubio	KPA532-9006

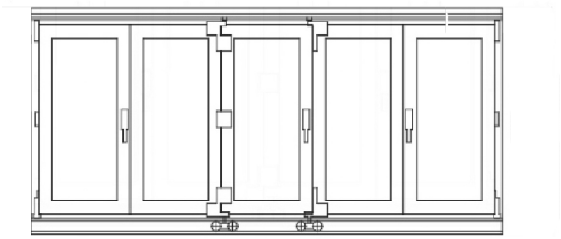



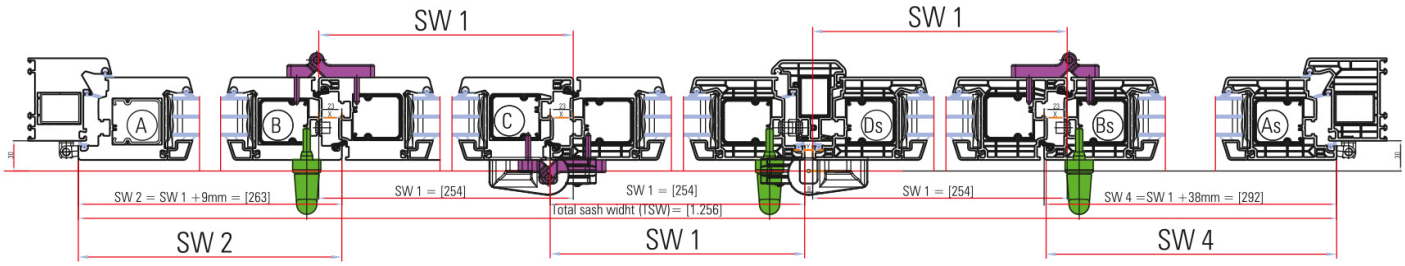

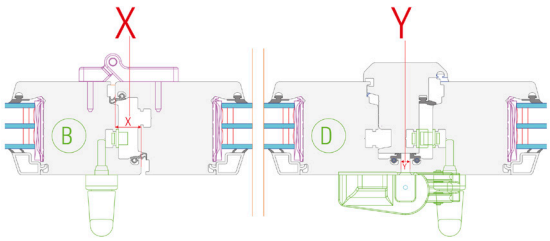

$$SW\ 1 = \frac{TSW+20}{4}$$

$$SW\ 2 = SW\ 1 + 9$$
$$SW\ 2 = SW\ 1 + 9$$

$$SW\ 1 = \frac{TSW+(2*X)-Y-2*9mm}{4\ SASH}$$

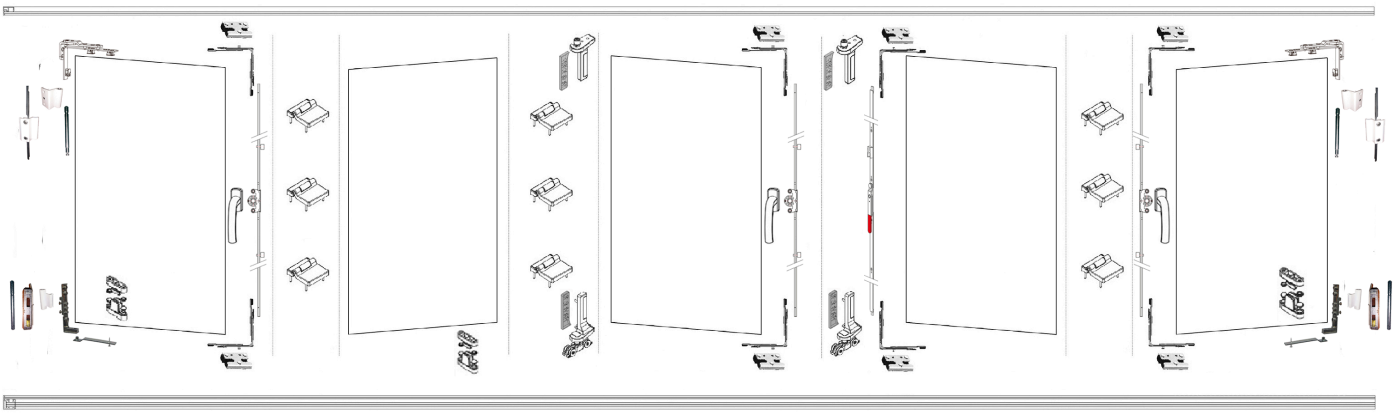

Sistema 541 con oscilo-batiente

Plegable para Aluminio 9 mm (sin bisagra plegable)

Descripción	REF.
KIT **541** BLANCO Alu. 9 mm Danubio	KP9A541-9016
KIT **541** NEGRO Alu. 9 mm Danubio	KP9A541-9005
KIT **541** PLATA Alu. 9 mm Danubio	KP9A541-9006

Plegable para Aluminio 13 mm (sin bisagra plegable)

Descripción	REF.
KIT **541** BLANCO Alu. 13 mm Danubio	KPA541-9016
KIT **541** NEGRO Alu. 13 mm Danubio	KPA541-9005
KIT **541** PLATA Alu. 13 mm Danubio	KPA541-9006

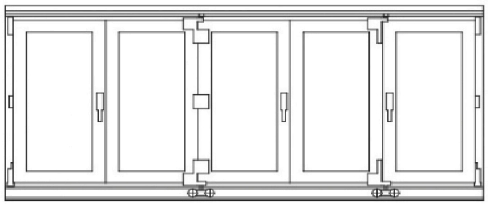

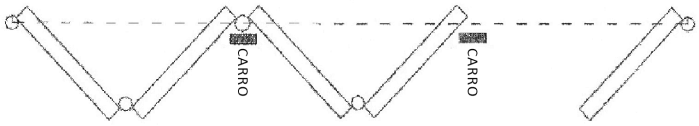

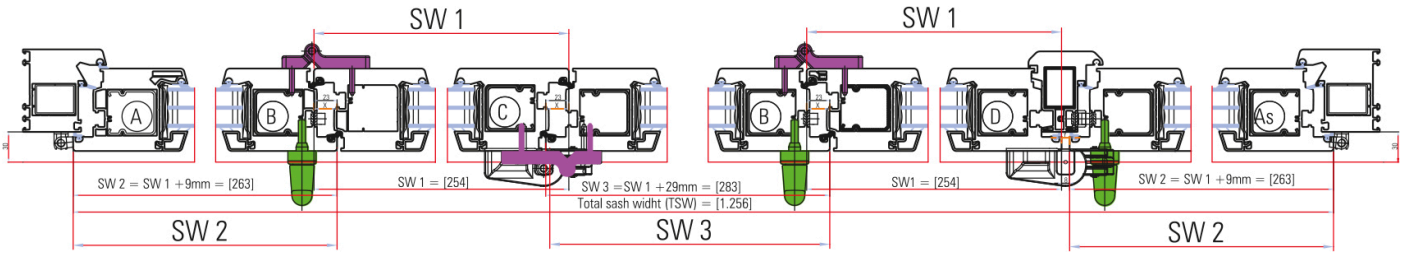

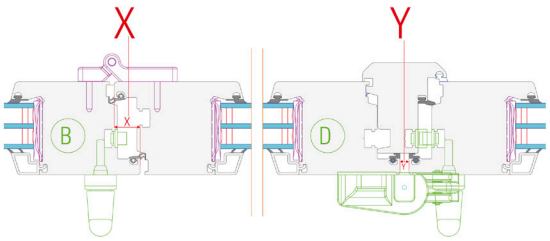

$$SW\ 1 = \frac{TSW + 14}{5}$$

$$SW\ 3 = SW\ 1 + 29$$

$$SW\ 1 = \frac{TSW + (3*X) - Y - (2*9mm) - 29mm}{5\ SASH}$$

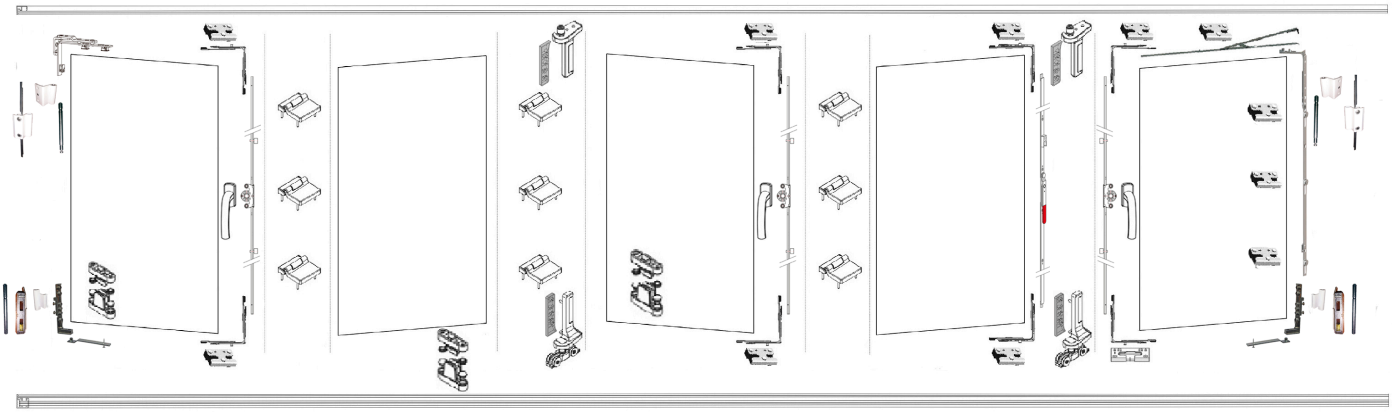

Sistema 550

Plegable para Aluminio 9 mm (sin bisagra plegable)

Descripción	REF.
KIT **550** BLANCO Alu. 9 mm Danubio	KP9A550-9016
KIT **550** NEGRO Alu. 9 mm Danubio	KP9A550-9005
KIT **550** PLATA Alu. 9 mm Danubio	KP9A550-9006

Plegable para Aluminio 13 mm (sin bisagra plegable)

Descripción	REF.
KIT **550** BLANCO Alu. 13 mm Danubio	KPA550-9016
KIT **550** NEGRO Alu. 13 mm Danubio	KPA550-9005
KIT **550** PLATA Alu. 13 mm Danubio	KPA550-9006

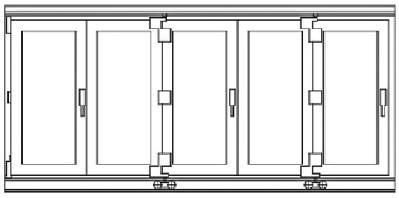

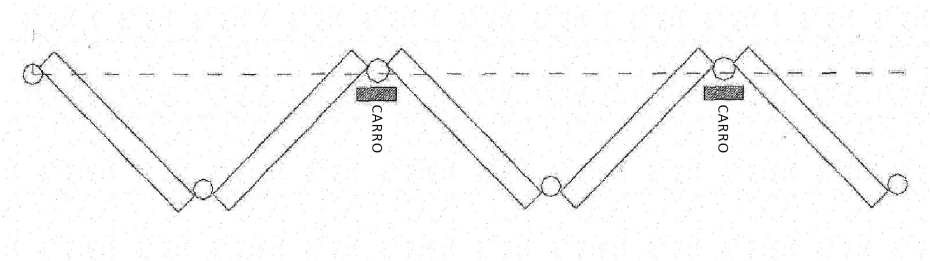

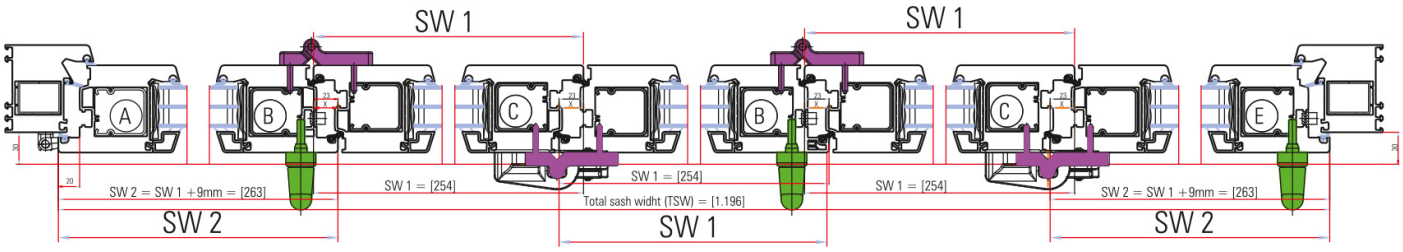

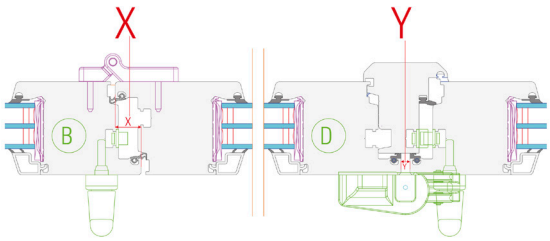

$$SW\ 1 = \frac{TSW + 74}{5}$$

$$SW\ 2 = SW\ 1 + 9$$

$$SW\ 1 = \frac{TSW + (4*X) - 2*9mm}{5\ SASH}$$

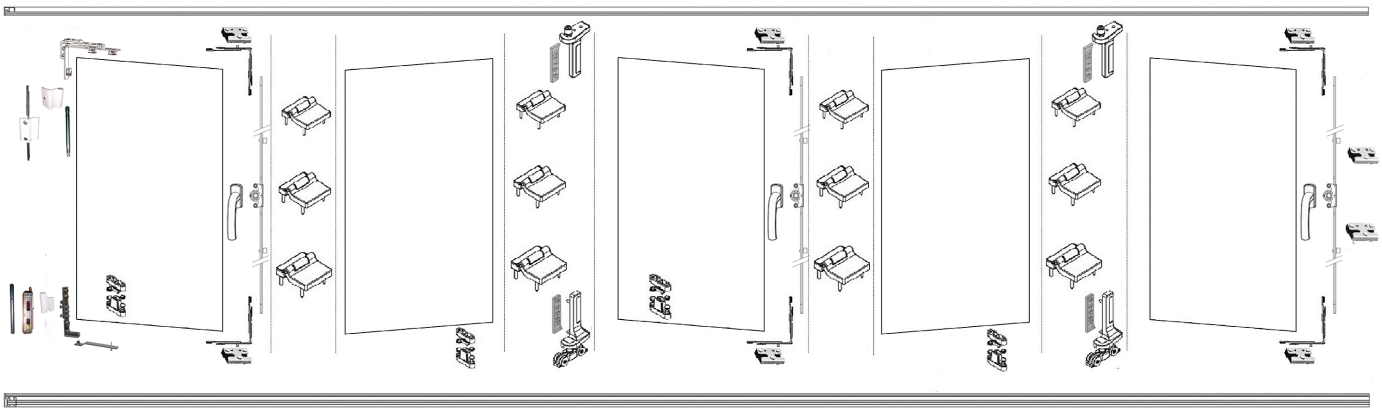

Sistema 633

Plegable para Aluminio 9 mm (sin bisagra plegable)

Descripción	REF.
KIT **633** BLANCO Alu. 9 mm Danubio	KP9A633-9016
KIT **633** NEGRO Alu. 9 mm Danubio	KP9A633-9005
KIT **633** PLATA Alu. 9 mm Danubio	KP9A633-9006

Plegable para Aluminio 13 mm (sin bisagra plegable)

Descripción	REF.
KIT **633** BLANCO Alu. 13 mm Danubio	KPA633-9016
KIT **633** NEGRO Alu. 13 mm Danubio	KPA633-9005
KIT **633** PLATA Alu. 13 mm Danubio	KPA633-9006

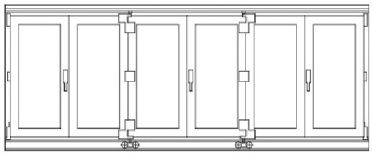



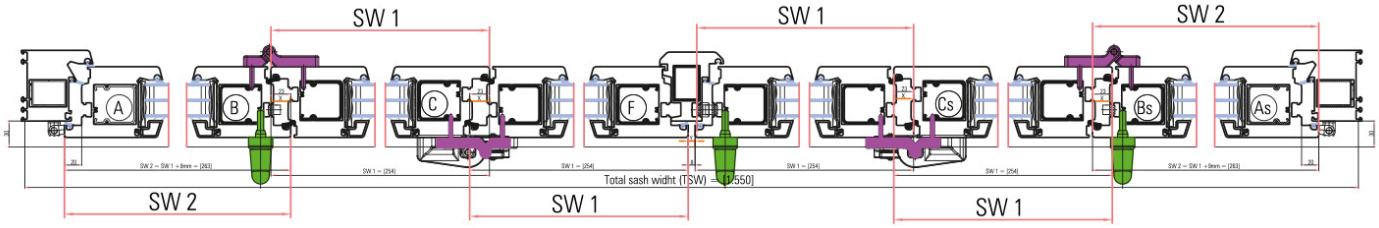

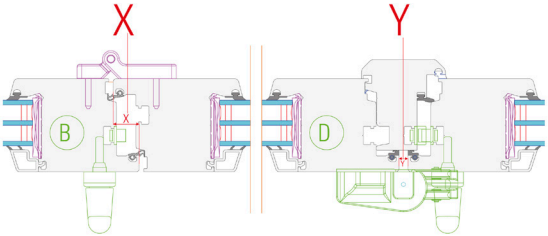

$$SW\ 1 = \frac{TSW+66}{6}$$

$$SW\ 2 = SW\ 1 + 9$$

$$SW\ 1 = \frac{TSW+(4*X)-Y-2*9mm}{6\ SASH}$$

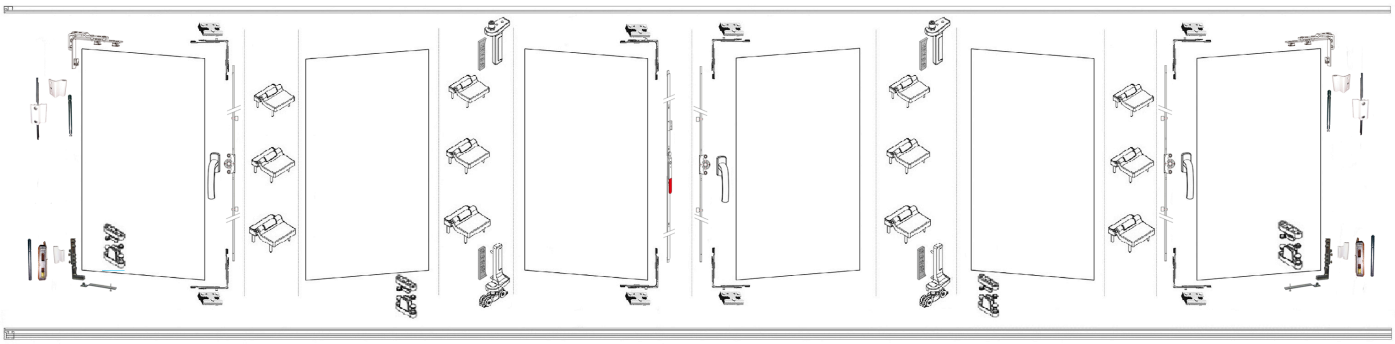

Sistema 651 con oscilo-batiente

Plegable para Aluminio 9 mm (sin bisagra plegable)

Descripción	REF.
KIT **651** BLANCO Alu. 9 mm Danubio	KP9A651-9016
KIT **651** NEGRO Alu. 9 mm Danubio	KP9A651-9005
KIT **651** PLATA Alu. 9 mm Danubio	KP9A651-9006

Plegable para Aluminio 13 mm (sin bisagra plegable)

Descripción	REF.
KIT **651** BLANCO Alu. 13 mm Danubio	KPA651-9016
KIT **651** NEGRO Alu. 13 mm Danubio	KPA651-9005
KIT **651** PLATA Alu. 13 mm Danubio	KPA651-9006

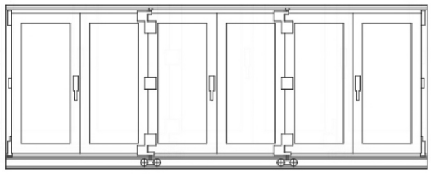

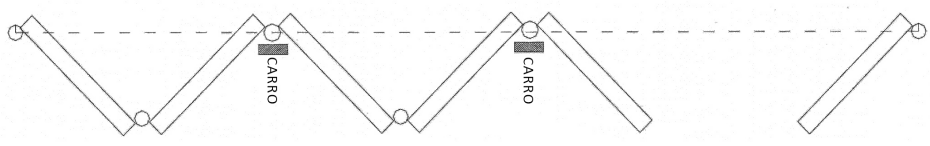

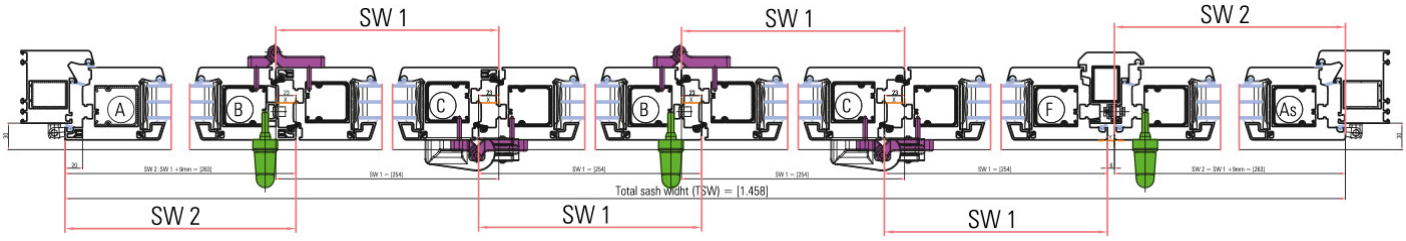

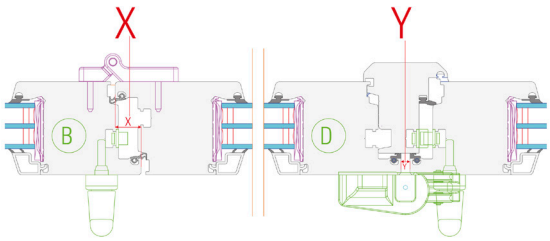

$$SW\ 1 = \frac{TSW+66}{6}$$

$$SW\ 2 = SW\ 1 + 9$$

$$SW\ 1 = \frac{TSW+(4*X)-Y-2*9mm}{6\ SASH}$$



Sistema 743

Plegable para Aluminio 9 mm (sin bisagra plegable)

Descripción	REF.
KIT **743** BLANCO Alu. 9 mm Danubio	KP9A743-9016
KIT **743** NEGRO Alu. 9 mm Danubio	KP9A743-9005
KIT **743** PLATA Alu. 9 mm Danubio	KP9A743-9006

Plegable para Aluminio 13 mm (sin bisagra plegable)

Descripción	REF.
KIT **743** BLANCO Alu. 13 mm Danubio	KPA743-9016
KIT **743** NEGRO Alu. 13 mm Danubio	KPA743-9005
KIT **743** PLATA Alu. 13 mm Danubio	KPA743-9006

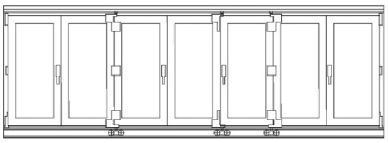

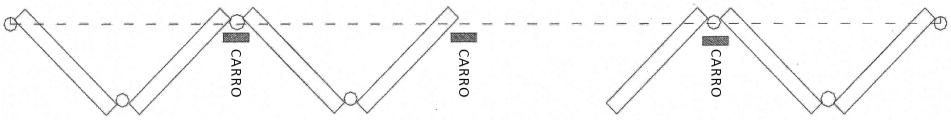

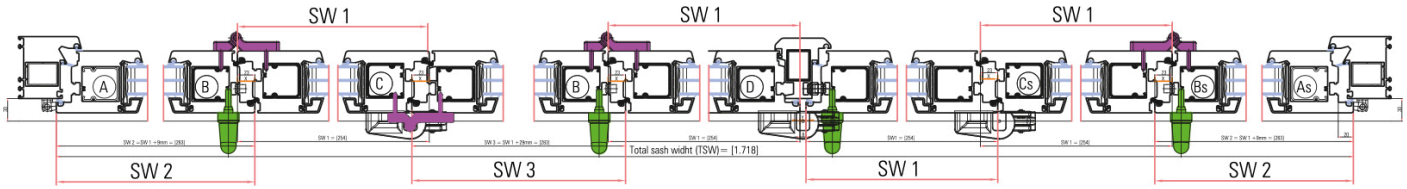

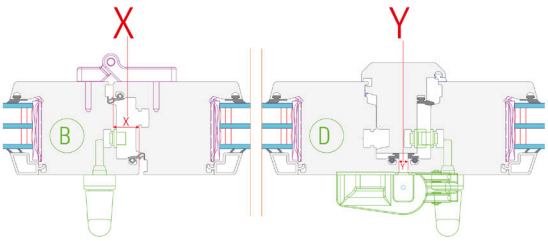

$$SW\ 1 = \frac{TSW+60}{7}$$

$$SW\ 2 = SW\ 1 + 9$$
$$SW\ 3 = SW\ 1 + 29$$

$$SW\ 1 = \frac{TSW+(5*X)-Y-2*9mm-27mm}{7\ SASH}$$

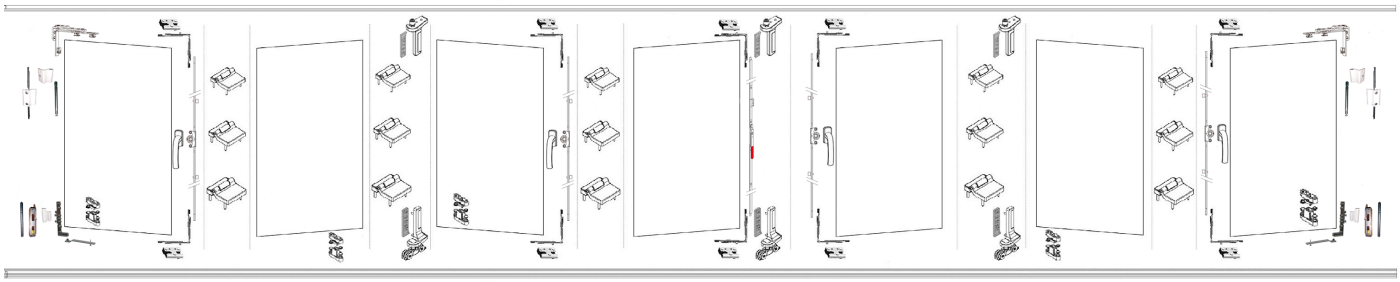

Sistema 761 con oscilo-batiente

Plegable para Aluminio 9 mm (sin bisagra plegable)

Descripción	REF.
KIT **761** BLANCO Alu. 9 mm Danubio	KP9A761-9016
KIT **761** NEGRO Alu. 9 mm Danubio	KP9A761-9005
KIT **761** PLATA Alu. 9 mm Danubio	KP9A761-9006

Plegable para Aluminio 13 mm (sin bisagra plegable)

Descripción	REF.
KIT **761** BLANCO Alu. 13 mm Danubio	KPA761-9016
KIT **761** NEGRO Alu. 13 mm Danubio	KPA761-9005
KIT **761** PLATA Alu. 13 mm Danubio	KPA761-9006

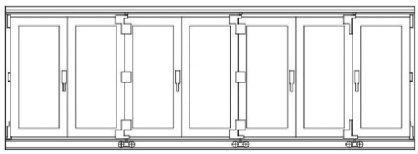

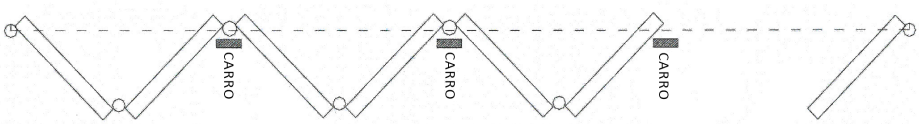

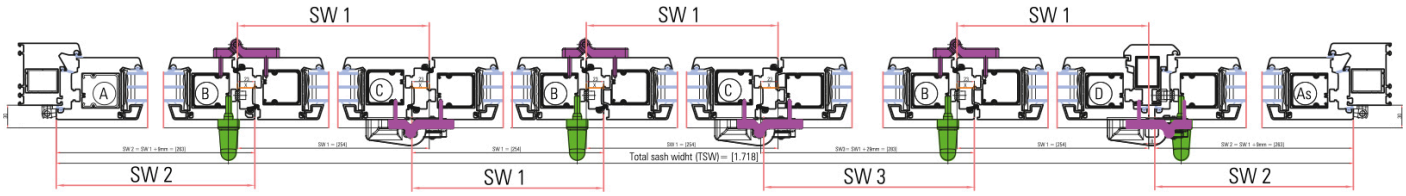

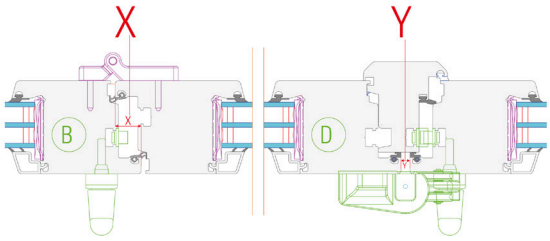

$$SW\ 1 = \frac{TSW + 60}{7}$$

$$SW\ 2 = SW\ 1 + 9$$
$$SW\ 3 = SW\ 1 + 29$$

$$SW\ 1 = \frac{TSW + (5*X) - Y - 2*9mm - 27mm}{7\ SASH}$$

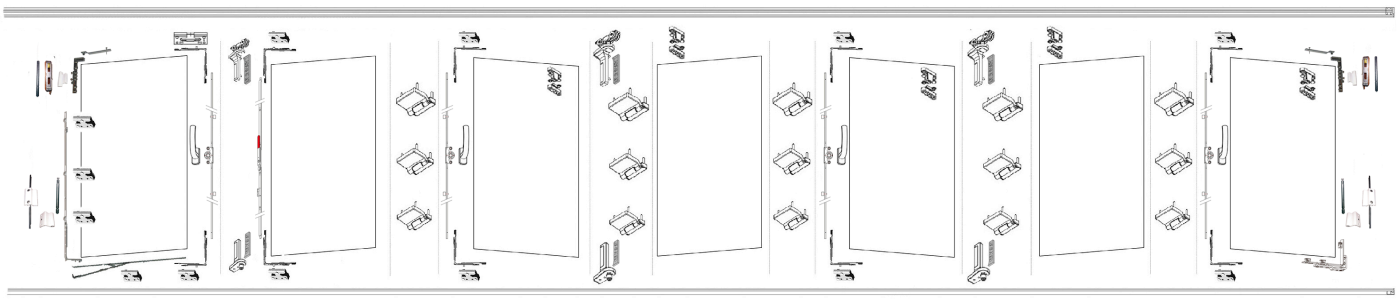

Sistema 770

Plegable para Aluminio 9 mm (sin bisagra plegable)

Descripción	REF.
KIT **770** BLANCO Alu. 9 mm Danubio	KP9A770-9016
KIT **770** NEGRO Alu. 9 mm Danubio	KP9A770-9005
KIT **770** PLATA Alu. 9 mm Danubio	KP9A770-9006

Plegable para Aluminio 13 mm (sin bisagra plegable)

Descripción	REF.
KIT **770** BLANCO Alu. 13 mm Danubio	KPA770-9016
KIT **770** NEGRO Alu.13 mm Danubio	KPA770-9005
KIT **770** PLATA Alu. 13 mm Danubio	KPA770-9006

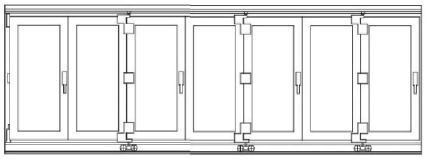

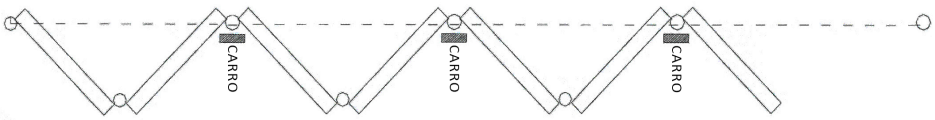

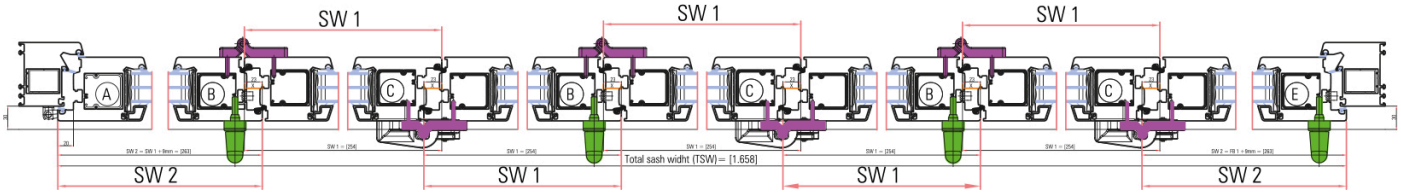

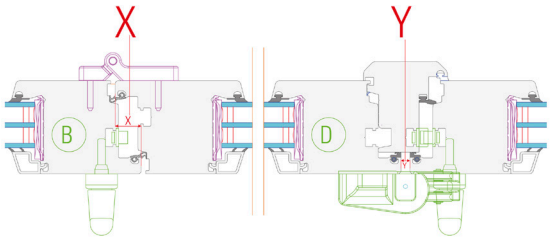

$$SW\ 1 = \frac{TSW + 120}{7}$$

$$SW\ 2 = SW\ 1 + 9$$

$$SW\ 1 = \frac{TSW + (6*X) - Y - 2*9mm}{7\ SASH}$$

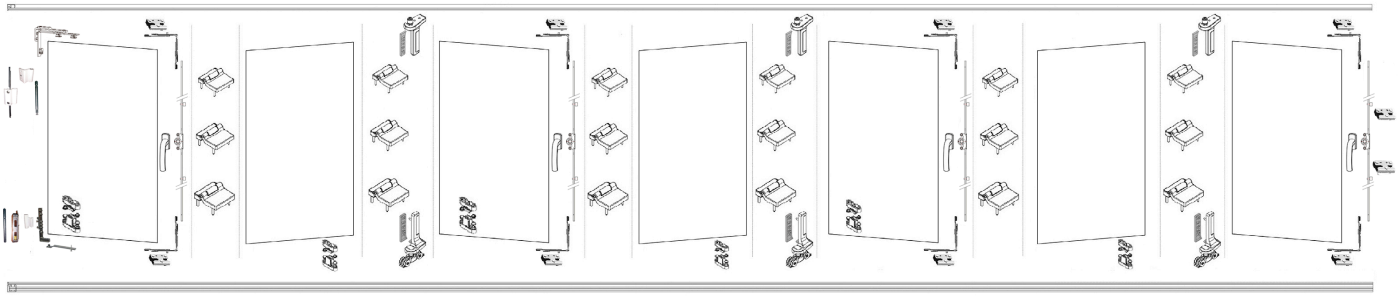

Bisagra 20/40 de plegable.

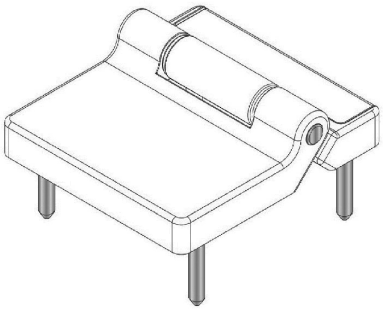

RAL	DESCRIPCIÓN		REF.
9016	Bisagra de plegable intereje 20/40	1	P6170-9016
9005	Bisagra de plegable intereje 20/40	1	P6170-9005
9006	Bisagra de plegable intereje 20/40	1	P6170-9006

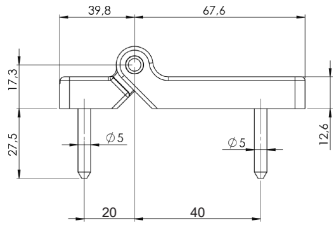

Bisagra 20/50 de plegable. Pernio corto.

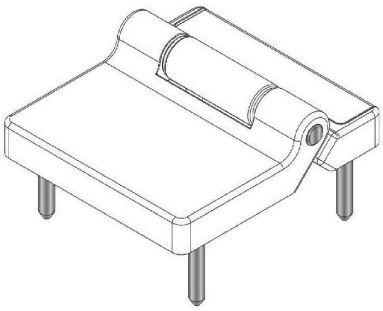

RAL	DESCRIPCIÓN		REF.
9016	Bisagra de plegable intereje 20/50 p/c	1	P6171-9016
9005	Bisagra de plegable intereje 20/50 p/c	1	P6171-9005
9006	Bisagra de plegable intereje 20/50 p/c	1	P6171-9006

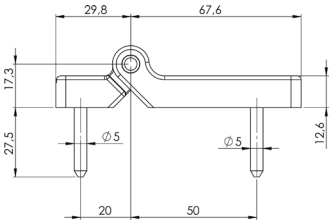

Bisagra 20/50 de plegable. Pernio largo.

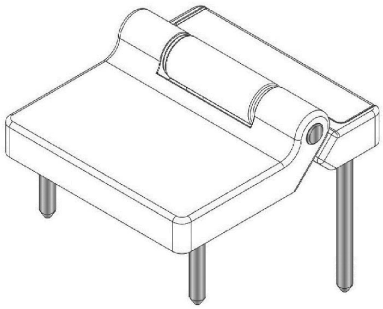

RAL	DESCRIPCIÓN		REF.
9016	Bisagra de plegable intereje 20/50 p/l	1	P6173-9016
9005	Bisagra de plegable intereje 20/50 p/l	1	P6173-9005
9006	Bisagra de plegable intereje 20/50 p/l	1	P6173-9006

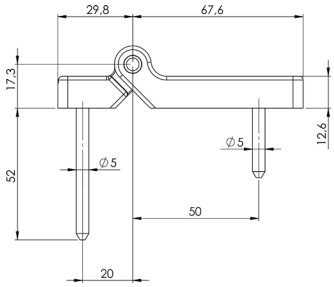

Bisagra 30/50 de plegable.

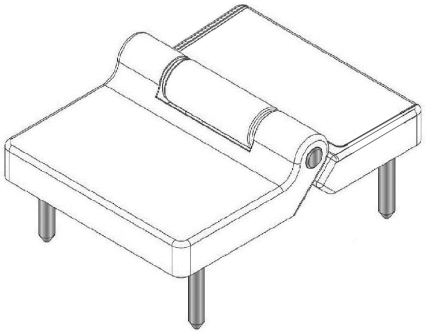

RAL	DESCRIPCIÓN		REF.
9016	Bisagra de plegable intereje 30/50	1	P6172-9016
9005	Bisagra de plegable intereje 30/50	1	P6172-9005
9006	Bisagra de plegable intereje 30/50	1	P6172-9006

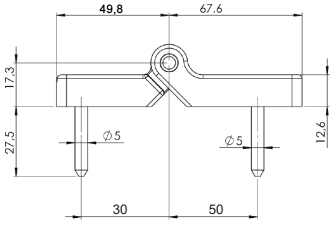

Bisagra superior Aluminio C16.

RAL	DESCRIPCIÓN	REF.
9016	Kit para aluminio C16 13/20	P2212-9016
9005	Kit para aluminio C16 13/20	P2212-9005
9006	Kit para aluminio C16 13/20	P2212-9006

Bisagra inferior Aluminio C16.

RAL	DESCRIPCIÓN	REF.
9016	Kit para aluminio C16 13/20	P2213-9016
9005	Kit para aluminio C16 13/20	P2213-9005
9006	Kit para aluminio C16 13/20	P2213-9006

Calzos de bisagra de plegable

RAL	DESCRIPCIÓN		REF.
9016	Calzos de bisagras sobre marco de 7mm	1	P6107-9016
9005	Calzos de bisagras sobre marco de 7mm	1	P6107-9005
9006	Calzos de bisagras sobre marco de 7mm	1	P6107-9006
9016	Calzos de bisagras sobre marco de 8mm	1	P6108-9016
9005	Calzos de bisagras sobre marco de 8mm	1	P6108-9005
9006	Calzos de bisagras sobre marco de 8mm	1	P6108-9006
9016	Calzos de bisagras sobre marco de 13mm	1	P6113-9016
9005	Calzos de bisagras sobre marco de 13mm	1	P6113-9005
9006	Calzos de bisagras sobre marco de 13mm	1	P6113-9006
9016	Calzos de bisagras sobre marco de 16mm	1	P6116-9016
9005	Calzos de bisagras sobre marco de 16mm	1	P6116-9005
9006	Calzos de bisagras sobre marco de 16mm	1	P6116-9006
9016	Calzos de bisagras sobre marco de 17mm	1	P6117-9016
9005	Calzos de bisagras sobre marco de 17mm	1	P6117-9005
9006	Calzos de bisagras sobre marco de 17mm	1	P6117-9006
9016	Calzos de bisagras sobre marco de 18mm	1	P6118-9016
9005	Calzos de bisagras sobre marco de 18mm	1	P6118-9005
9006	Calzos de bisagras sobre marco de 18mm	1	P6118-9006
9016	Calzos de bisagras sobre marco de 19mm	1	P6119-9016
9005	Calzos de bisagras sobre marco de 19mm	1	P6119-9005
9006	Calzos de bisagras sobre marco de 19mm	1	P6119-9006

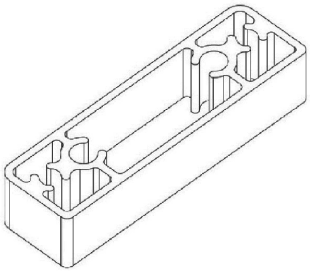

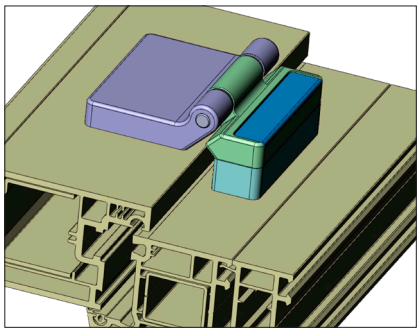

Plantilla de colocación de soportes.

DESCRIPCIÓN		REF.
Plantilla de los soportes de los carros	1	P6103

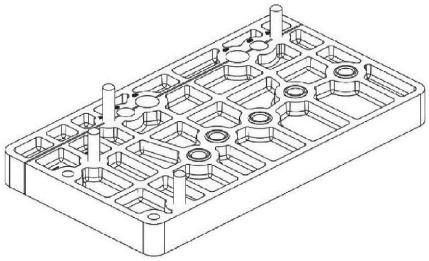

Plantilla de colocación de bisagras.

DESCRIPCIÓN		REF.
Plantilla de los soportes de bisagras	1	P6102

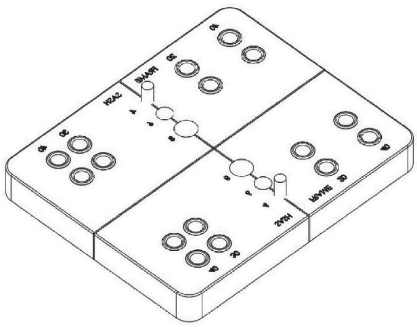



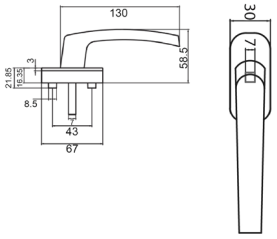

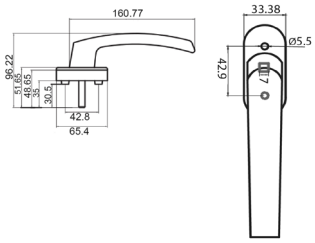

Manilla Danubio. Eje cuadradillo de 7mm.

RAL			Kg	REF.
9016	2	100	19,00	P2320-9016
9005	2	100	19,00	P2320-9005
9006	2	100	19,00	P2320-9006

Manilla Gran Danubio. Eje cuadradillo de 7mm.

RAL			Kg	REF.
9016	2	100	13,50	P2322-9016
9005	2	100	13,50	P2322-9005

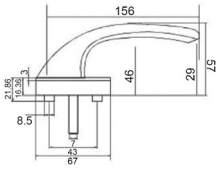

Manilla costa. Eje cuadradillo de 7mm.

RAL			Kg	REF.
9016	2	25	27,70	P2302-9016
9005	2	25	27,70	P2302-9005

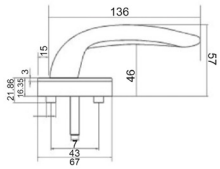

Manilla costa Exit. Eje cuadradillo de 7mm.

RAL			Kg	REF.
9016	2	25	19,00	P2340-9016
9005	2	25	19,00	P2340-9005

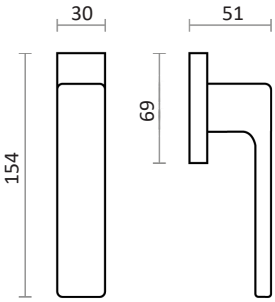

Manilla Spartan oscilo-batiente. Eje cuadradillo de 7mm.

RAL			Kg	REF.
9016	2	1	0,65	P2355-9016
9005	2	1	0,65	P2355-9005
INOX	2	1	0,65	P2355-INOX

Instalación de las bisagras

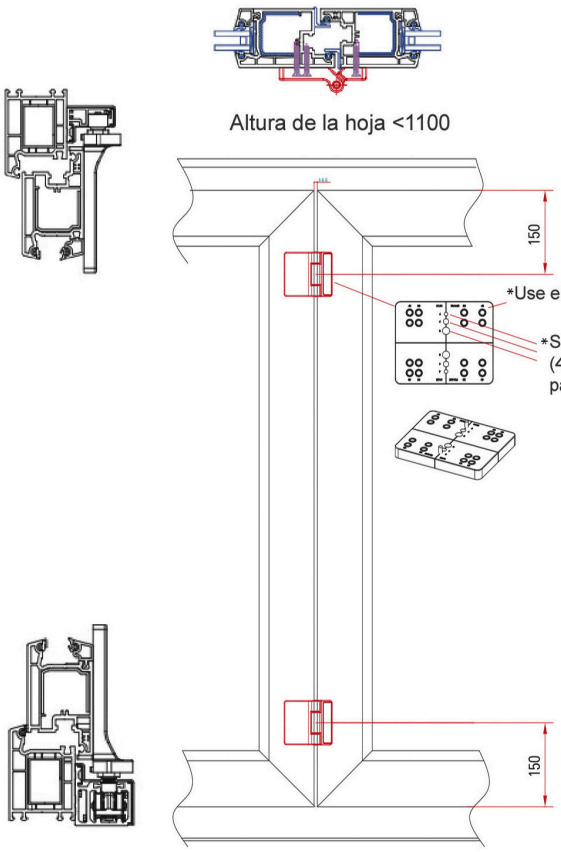

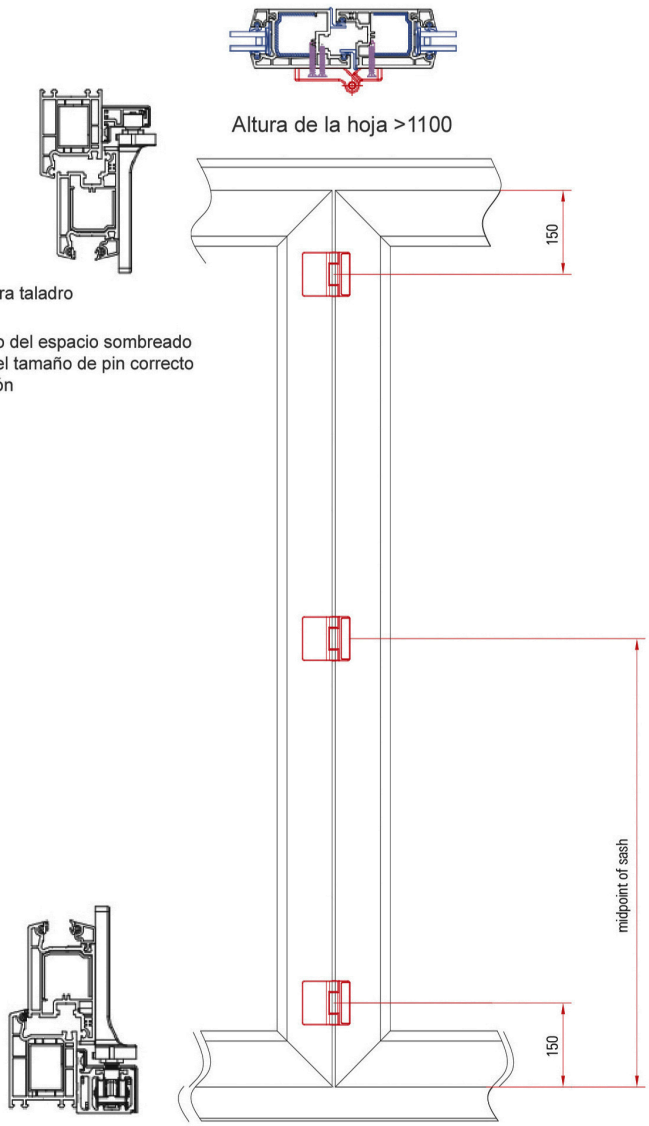

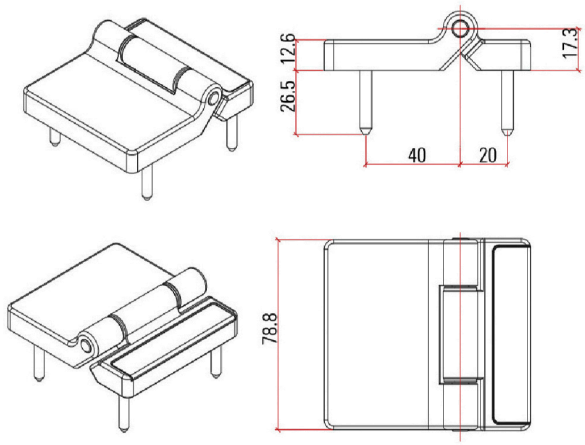

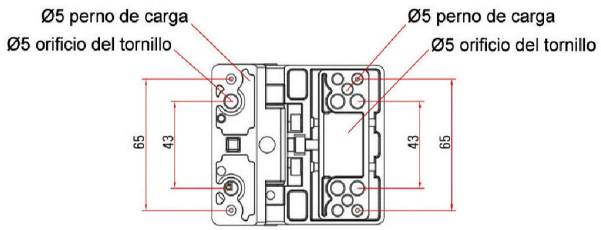

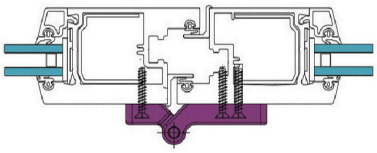

Fijación de la bisagra

1 - El orificio del perno de carga de la bisagra debe prepararse por adelantado.

2 - Después de montar la bisagra en el orificio fijarla con tornillos.

3 - La longitud de los tornillos debe ser lo suficientemente larga como para fijarse al refuerzo de acero.

Ajuste de la bisagra

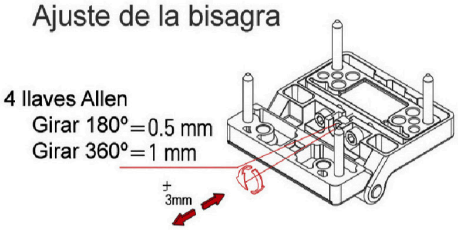

Instalación de los soportes de los carros

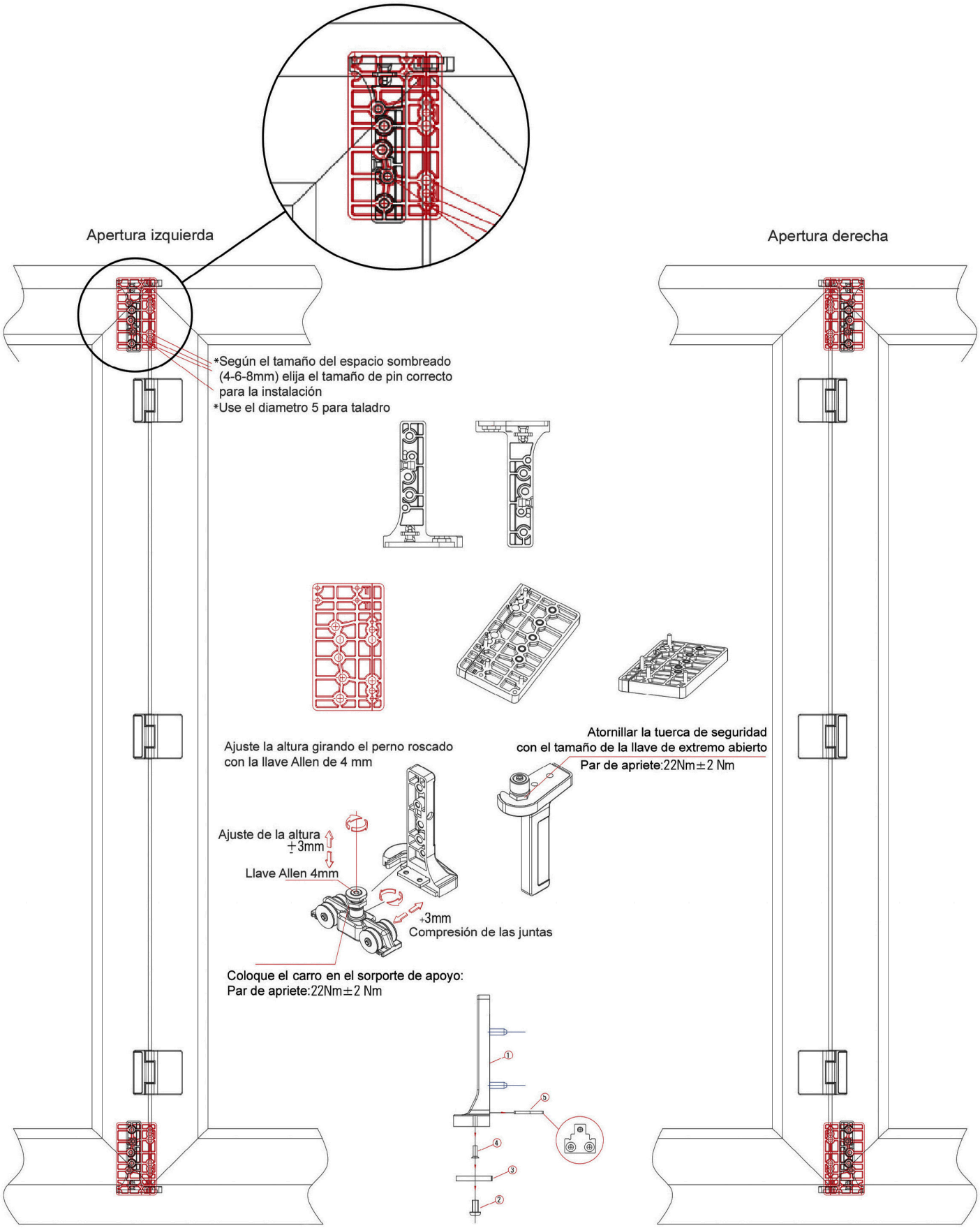

Versión de umbral mejorada.

* Cómo quitar la versión de umbral mejorada de la abrazadera de retención desde el soporte 1:
1º Afloje los dos tornillos avellanados 2, levante la placa de fijación 3, Retire el tornillo avellanado 4 y la abrazadera de retención 5
2º Coloque la placa de sujeción 3 y apriete el tornillo avellanado 2

Conjunto de carros.

DESCRIPCIÓN	REF.
Conjunto de carros para plegable	P6100

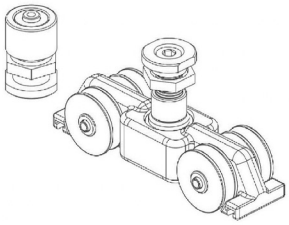

Soportes de los carros.

RAL	DESCRIPCIÓN	REF.
9016	Soporte de carros de plegable	P6110-9016
9005	Soporte de carros de plegable	P6110-9005
9006	Soporte de carros de plegable	P6110-9006

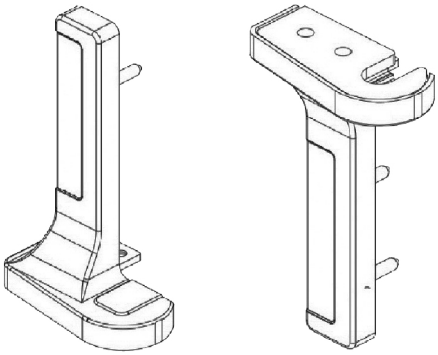

Dispositivo de retención.

RAL	DESCRIPCIÓN	REF.
9016	Dispositivo de retención del marco	P6120-9016
9005	Dispositivo de retención del marco	P6120-9005
9006	Dispositivo de retención del marco	P6120-9006

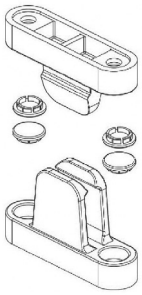

Sistema de carriles

RAL	DESCRIPCIÓN	REF.
9016	Carriles para plegables de 3 metros	P6130-9016
9005	Carriles para plegables de 3 metros	P6130-9005
9006	Carriles para plegables de 3 metros	P6130-9006
9016	Carriles para plegables de 4 metros	P6140-9016
9005	Carriles para plegables de 4 metros	P6140-9005
9006	Carriles para plegables de 4 metros	P6140-9006
9016	Carriles para plegables de 5 metros	P6150-9016
9005	Carriles para plegables de 5 metros	P6150-9005
9006	Carriles para plegables de 5 metros	P6150-9006
9016	Carriles para plegables de 6 metros	P6160-9016
9005	Carriles para plegables de 6 metros	P6160-9005
9006	Carriles para plegables de 3 metros	P6160-9006

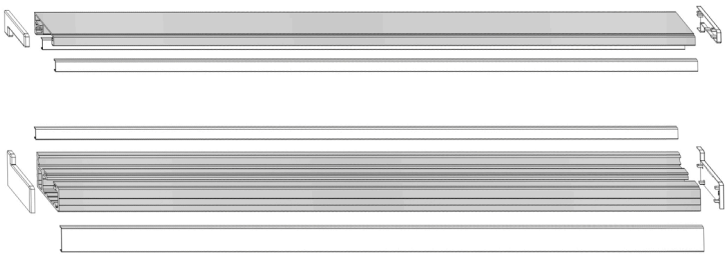

Plantilla para instalación sobre perfiles de Aluminio

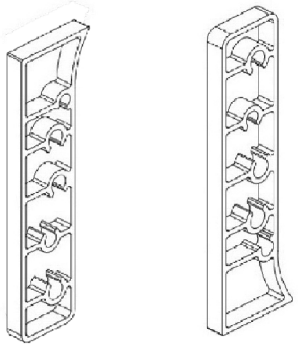

Calzos de los soportes de los carros (para Aluminio)

RAL	DESCRIPCIÓN	REF.
9016	Calzos de bisagras sobre marco de 7,5mm	P6127-9016
9005	Calzos de bisagras sobre marco de 7,5mm	P6127-9005
9006	Calzos de bisagras sobre marco de 7,5mm	P6127-9006
9016	Calzos de bisagras sobre marco de 8mm	P6128-9016
9005	Calzos de bisagras sobre marco de 8mm	P6128-9005
9006	Calzos de bisagras sobre marco de 8mm	P6128-9006
9016	Calzos de bisagras sobre marco de 8,5mm	P6126-9016
9005	Calzos de bisagras sobre marco de 8,5mm	P6126-9005
9006	Calzos de bisagras sobre marco de 8,5mm	P6126-9006
9016	Calzos de bisagras sobre marco de 9mm	P6129-9016
9005	Calzos de bisagras sobre marco de 9mm	P6129-9005
9006	Calzos de bisagras sobre marco de 9mm	P6129-9006

Guia de instalación del carril	
Altura de superposición de la hoja	X
18	14
20	16
22	18

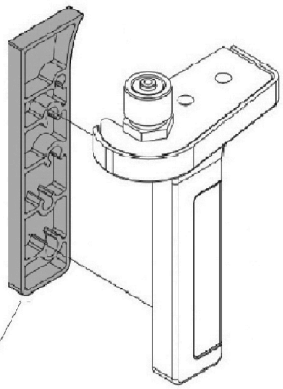

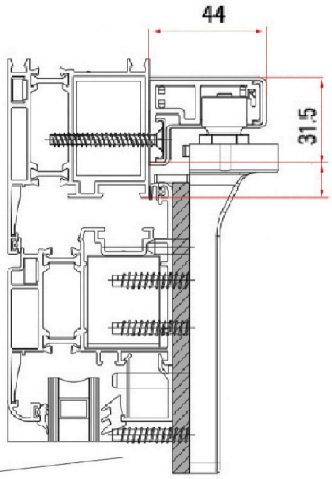

Proteccion de los soportes para aluminio

Guia de instalación del carril	
Altura mínima de la hoja	Y
18	66
20	68
22	70

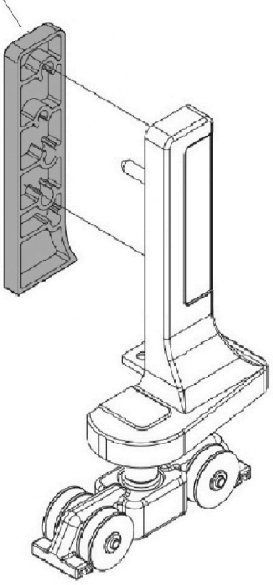

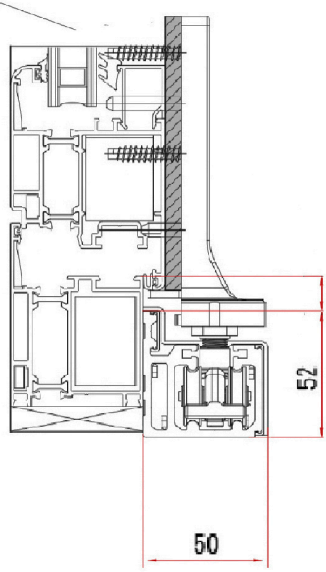

Instalación del carril

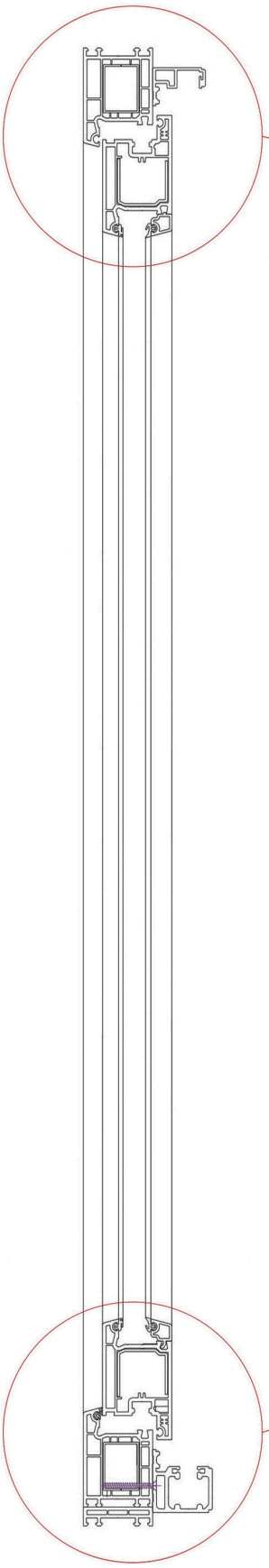

Los tornillos que fijan el carril superior deben ser lo suficientemente largos como para alcanzar el armazón de acero

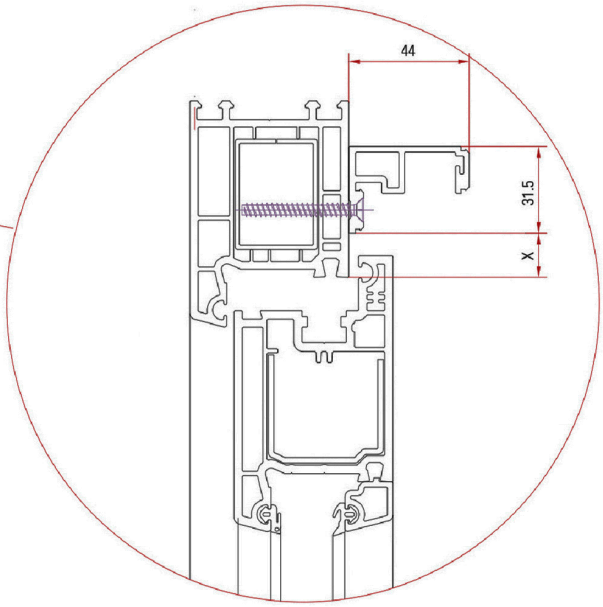

Guia de instalación del carril	
Altura de superposición de la hoja	X
18	14
20	16
22	18

Guia de instalación del carril	
Altura mínima de la hoja	Y
18	66
20	68
22	70

Los tornillos que fijan el carril inferior deben ser lo suficientemente largos como para alcanzar el armazón de acero

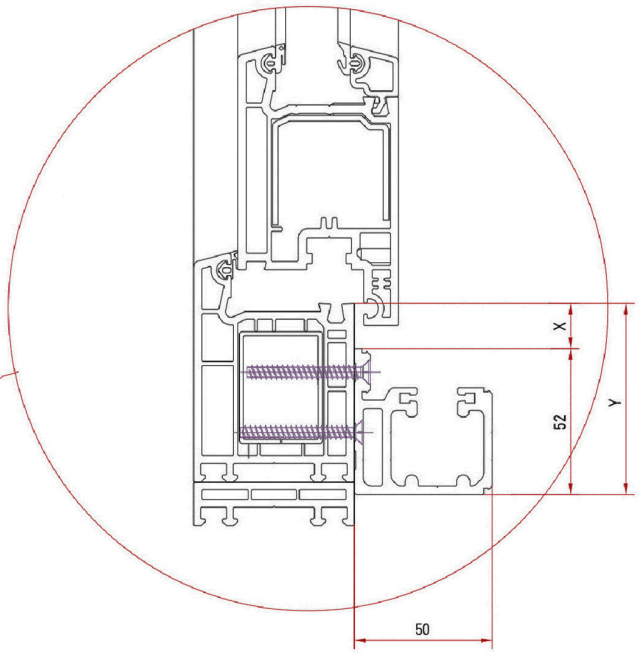

Versión de los carros

Versión corredera interior
(hasta 100kg)

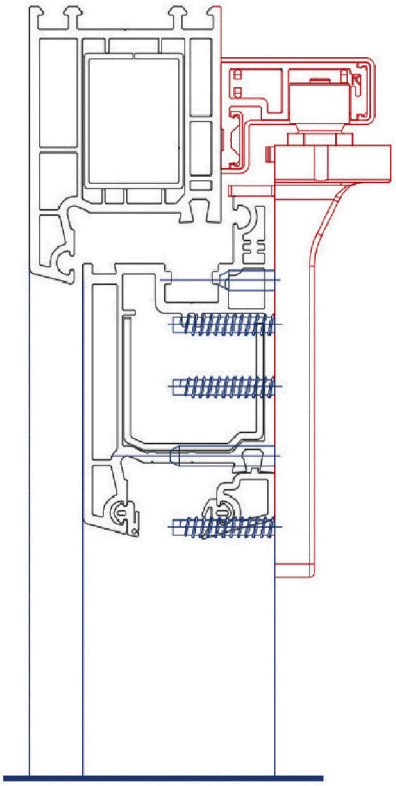

Versión corredera superior
(hasta 80kg)

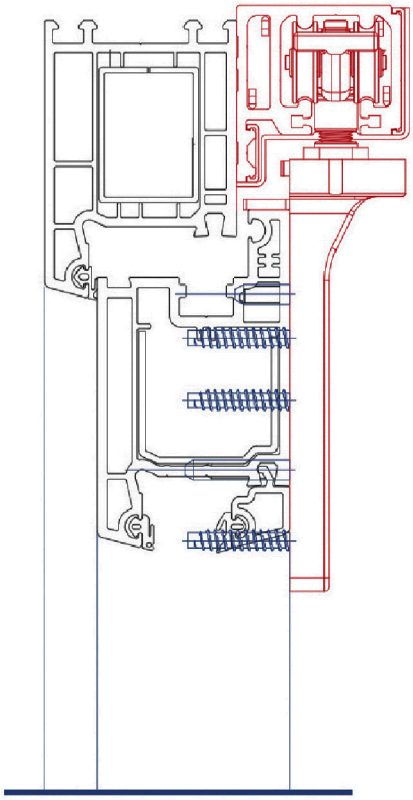

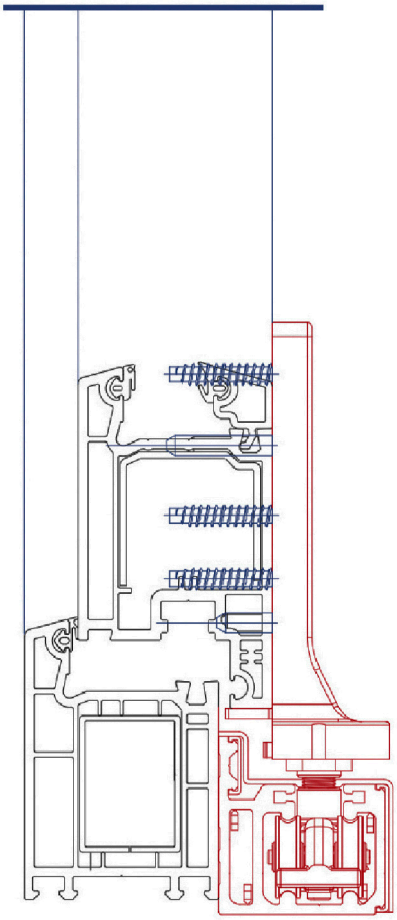

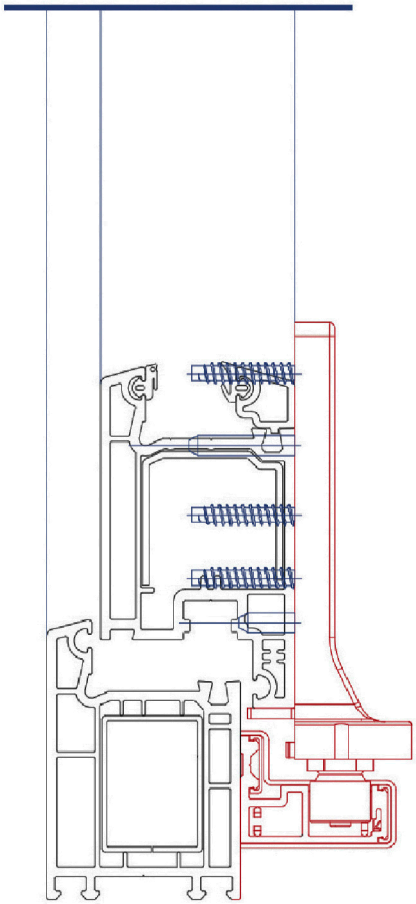

Colocación del cristal

A = Bloque espaciador
B = Calzo de soporte

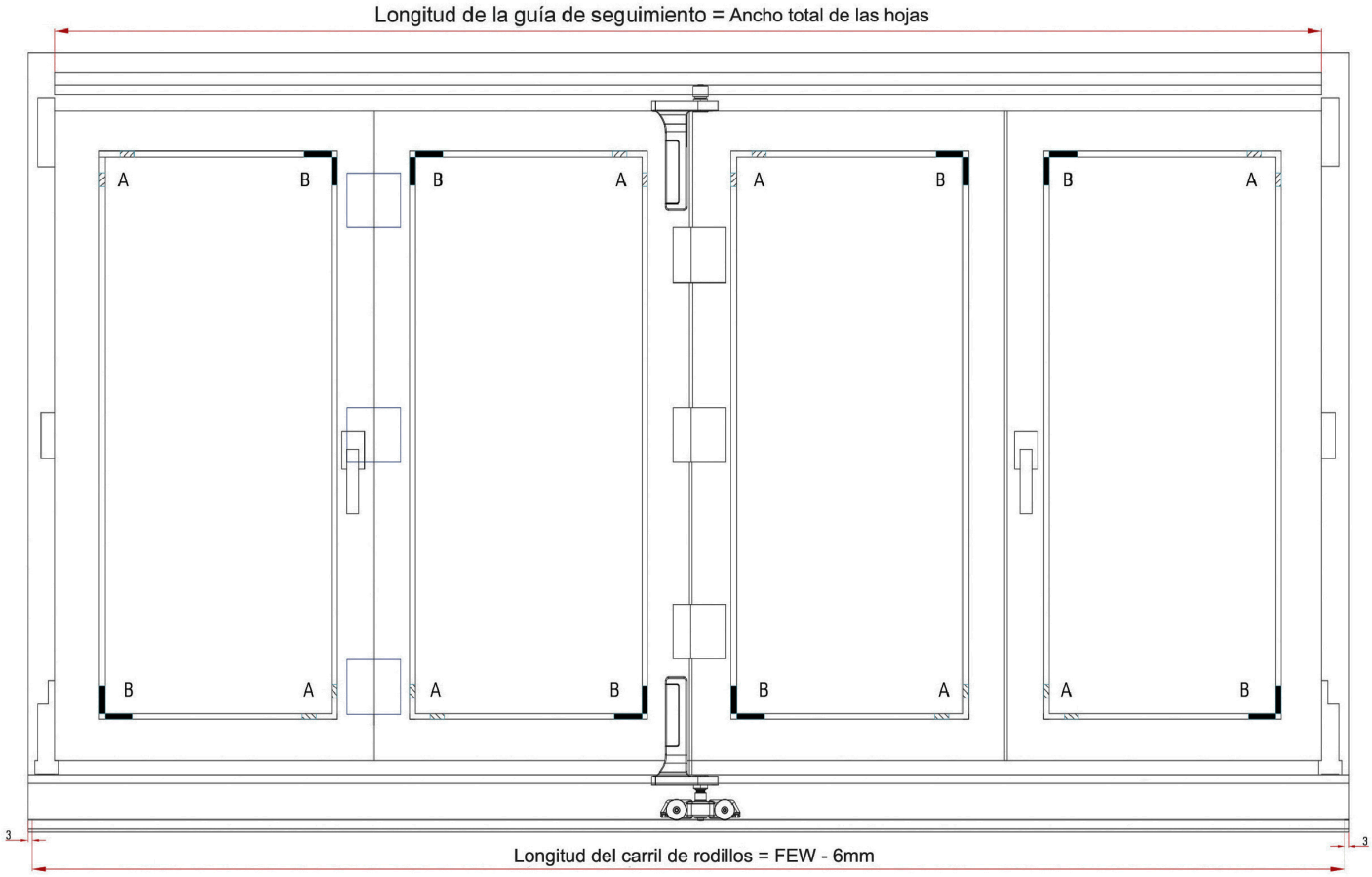

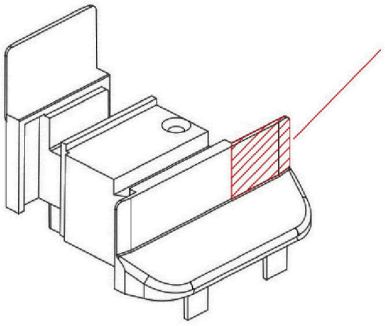

En los esquemas 321, 532, 743 y 761
este trozo debe ser cortado

Häusen®
Accesorios para puertas y ventanas