Häusen®

SISTEMAS
PLEGABLES

ORIÓN
PVC

SEPTIEMBRE 2021

Montaje Virtual

Especificaciones

- Pasador de palanca
- Elementos opcionales superiores o inferiores de la puerta corredera
- Apertura hacia adentro o hacia afuera
- Carriles de rodillos plata y negro anodizados y guías
- Tiras embellecedoras de color

- Hoja de acceso oscilobatiente
- Componentes retro-ajustables
- 480 horas de resistencia a la corrosión
- Test de acuerdo con la normativa estándar DIN EN 13126-15
- El carril de aluminio tiene un burlete de estanqueidad

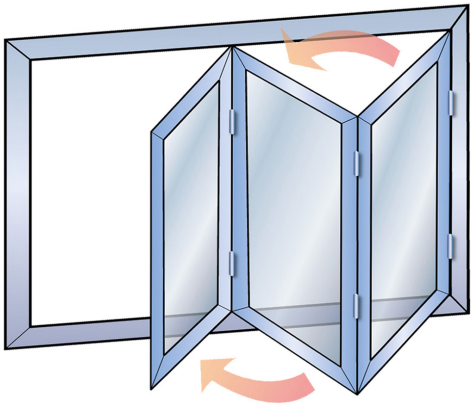

Opciones de color

RAL-9016	**RAL-8022**	**RAL-9005**	RAL-9006

Especificaciones técnicas

- Ancho de rebaje de la hoja SRW ..... 450mm - max. 1200mm
- Ancho de rebaje de la hoja SRW ..... 450mm - max. 900mm (Marco plegable)
- Ancho de rebaje de la hoja SRH ..... 600mm - max. 2400mm
- Peso de la hoja (Kg) ..... Max. 100 Kg (Para la versión inferior)
- Peso de la hoja (Kg) ..... Max. 80 Kg (Para la versión superior)
- Longitud de la pista de rodillos ..... Max. 6m y 7 hojas

Sistema 321 con oscilo-batiente

PVC	REF.
KIT Plegable **321** BLANCO 9016 (Danubio)	KP321-9016
KIT Plegable **321** NEGRO 8022 (Danubio)	KP321-8022
KIT Plegable **321** NEGRO 9005 (Danubio)	KP321-9005
KIT Plegable **321** PLATA 9006 (Danubio)	KP321-9006

(sin bisagra plegable)

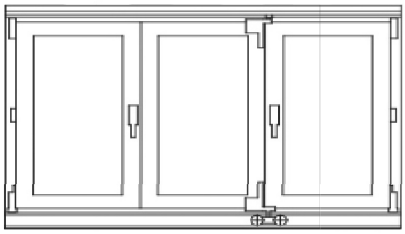

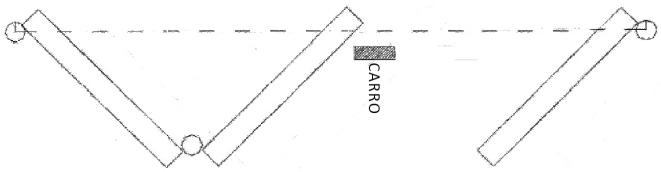

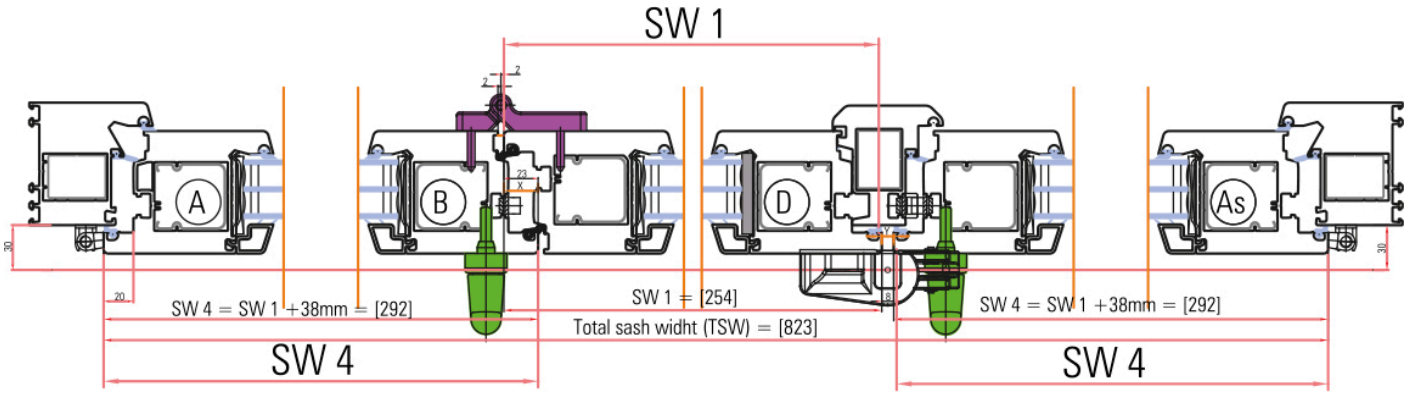

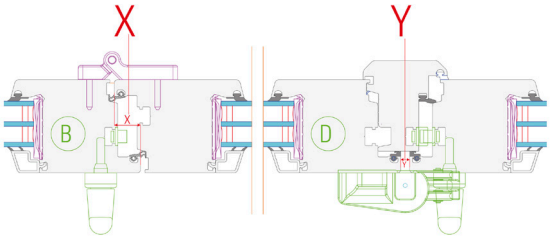

$$SW\ 1 = \frac{TSW-61}{3}$$

$$SW\ 4 = SW\ 1 + 38$$

$$SW1 = \frac{TSW + X - Y - 2*38mm}{3\ SASH}$$

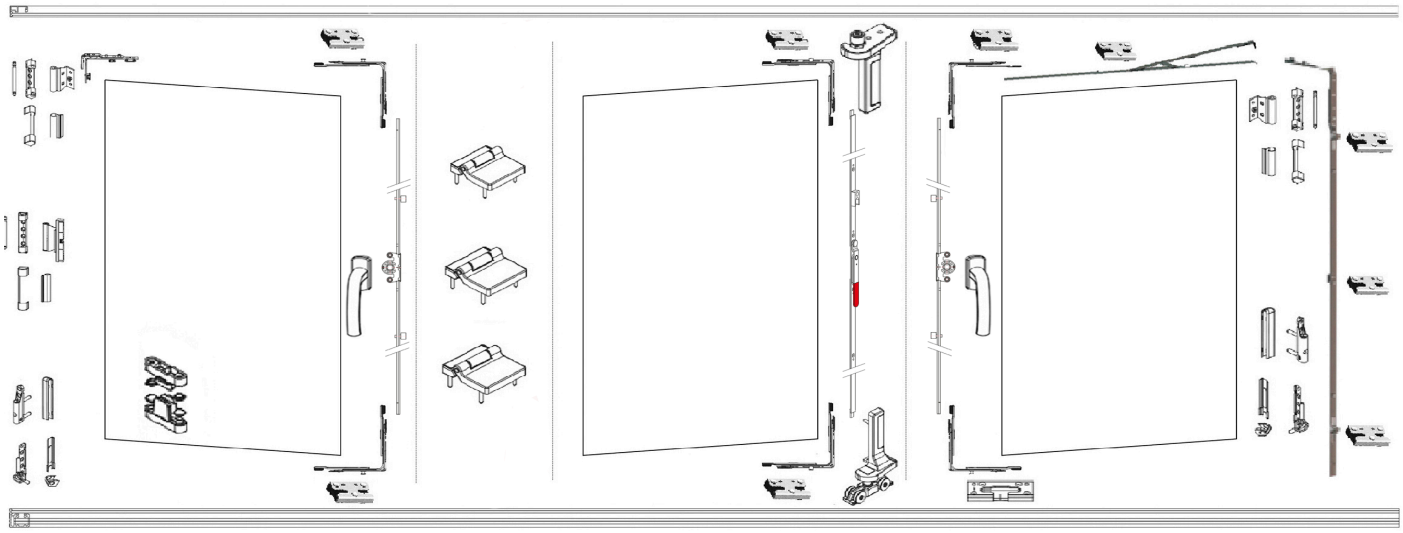

Sistema 330

PVC	REF.
KIT Plegable **330** BLANCO 9016 (Danubio)	KP330-9016
KIT Plegable **330** NEGRO 8022 (Danubio)	KP330-8022
KIT Plegable **330** NEGRO 9005 (Danubio)	KP330-9005
KIT Plegable **330** PLATA 9006 (Danubio)	KP330-9006

(sin bisagra plegable)

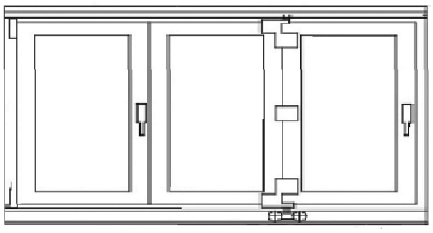

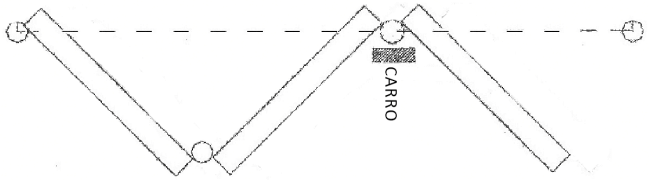

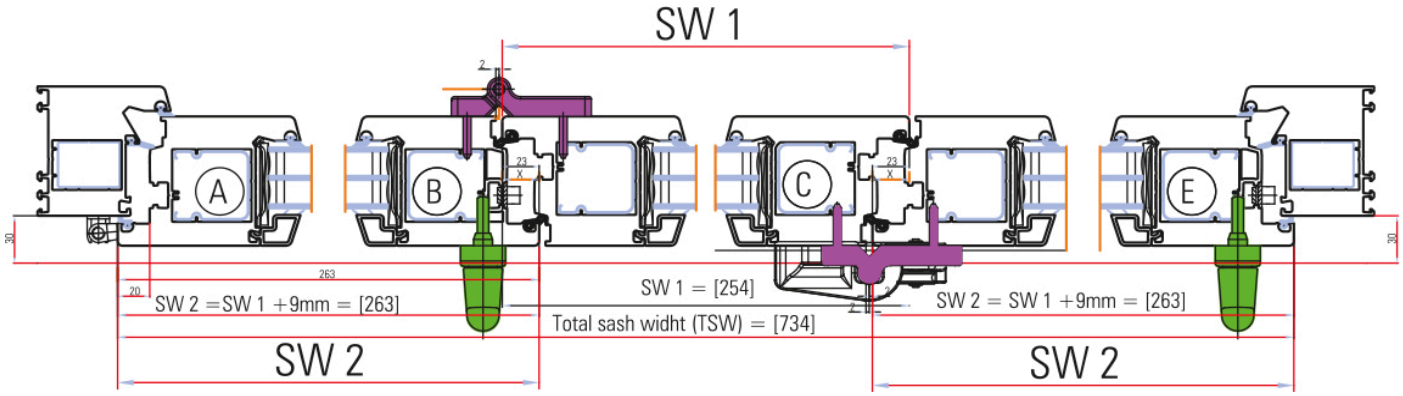

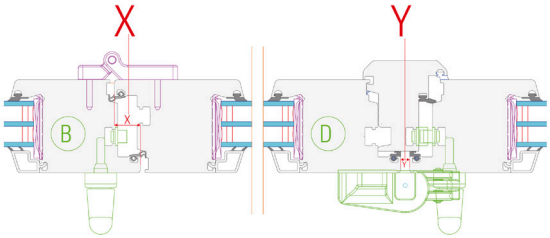

$$SW\ 1 = \frac{TSW+28}{3}$$

$$SW\ 2 = SW\ 1 + 9$$

$$SW\ 1 = \frac{TSW+(2*X)-2*9mm}{3\ SASH}$$

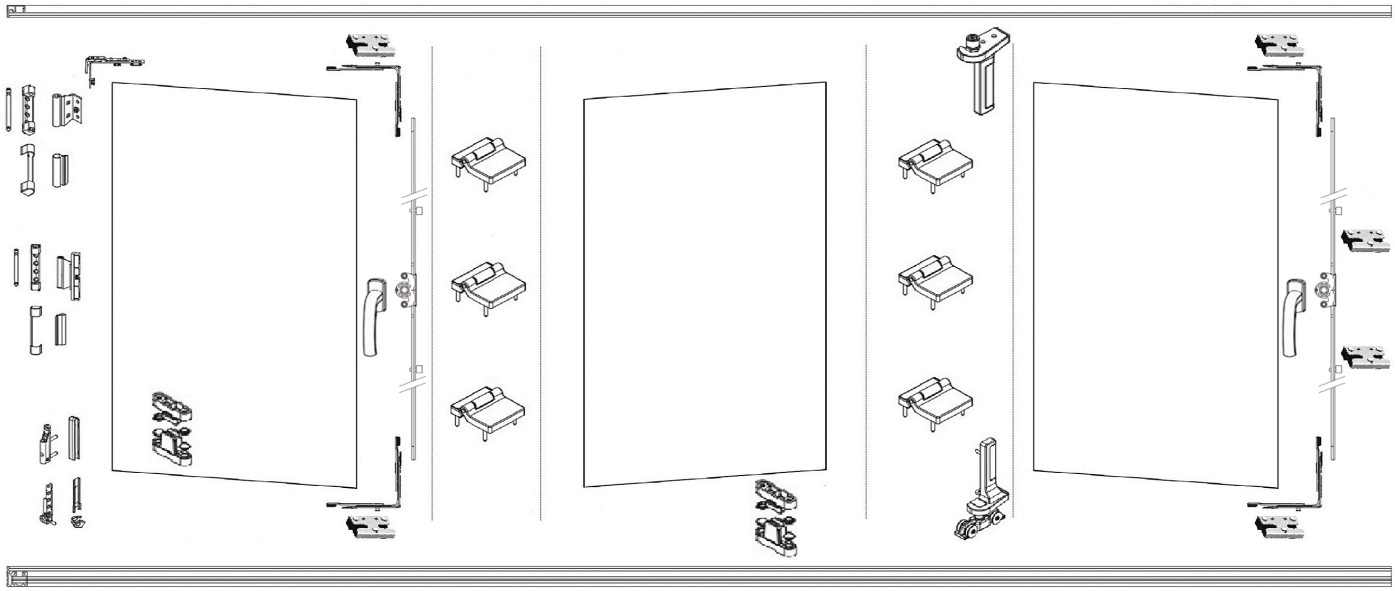

Sistema 431 con oscilo-batiente

PVC	REF.
KIT Plegable **431** BLANCO 9016 (Danubio)	KP431-9016
KIT Plegable **431** NEGRO 8022 (Danubio)	KP431-8022
KIT Plegable **431** NEGRO 9005 (Danubio)	KP431-9005
KIT Plegable **431** PLATA 9006 (Danubio)	KP431-9006

(sin bisagra plegable)

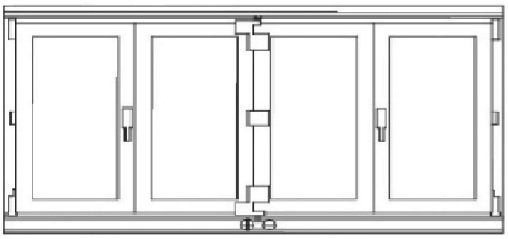

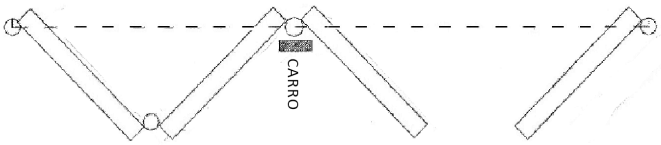

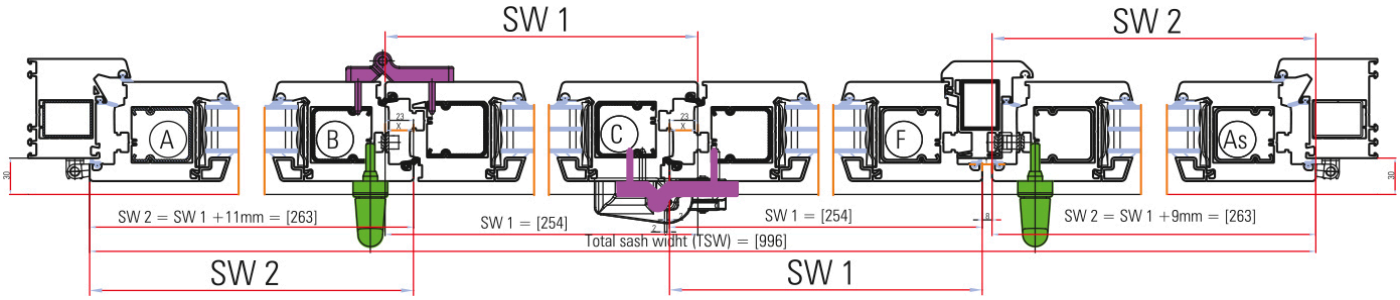

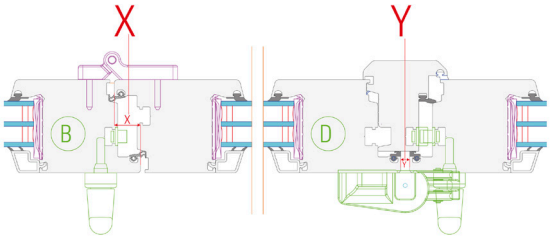

$$SW\ 1 = \frac{TSW+20}{4}$$

$$SW\ 2 = SW\ 1 + 9$$
$$SW\ 2 = SW\ 1 + 9$$

$$SW\ 1 = \frac{TSW+(2*X)-Y-2*9mm}{4\ SASH}$$



Sistema 532

PVC	REF.
KIT Plegable **532** BLANCO 9016 (Danubio)	KP532-9016
KIT Plegable **532** NEGRO 8022 (Danubio)	KP532-8022
KIT Plegable **532** NEGRO 9005 (Danubio)	KP532-9005
KIT Plegable **532** PLATA 9006 (Danubio)	KP532-9006

(sin bisagra plegable)

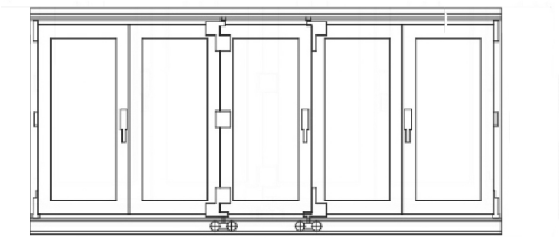



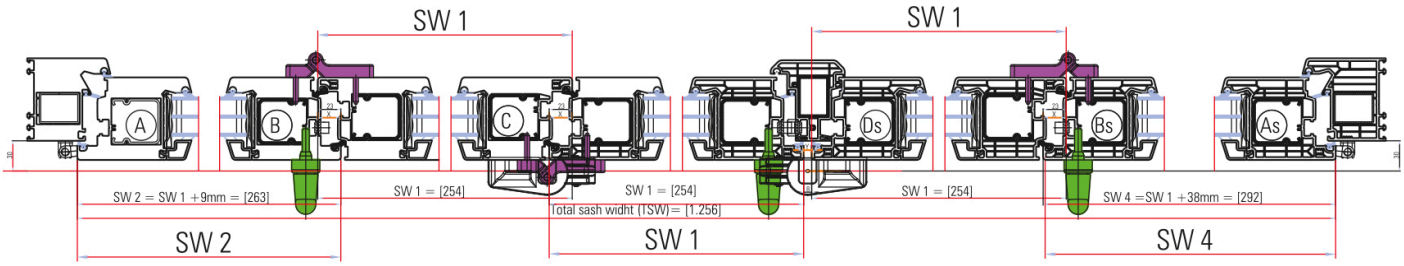

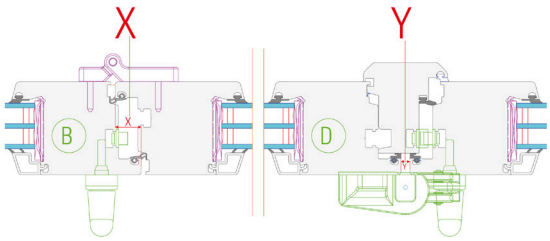

$$SW\ 1 = \frac{TSW+20}{4}$$

$$SW\ 2 = SW\ 1 + 9$$
$$SW\ 2 = SW\ 1 + 9$$

$$SW\ 1 = \frac{TSW+(2*X)-Y-2*9mm}{4\ SASH}$$

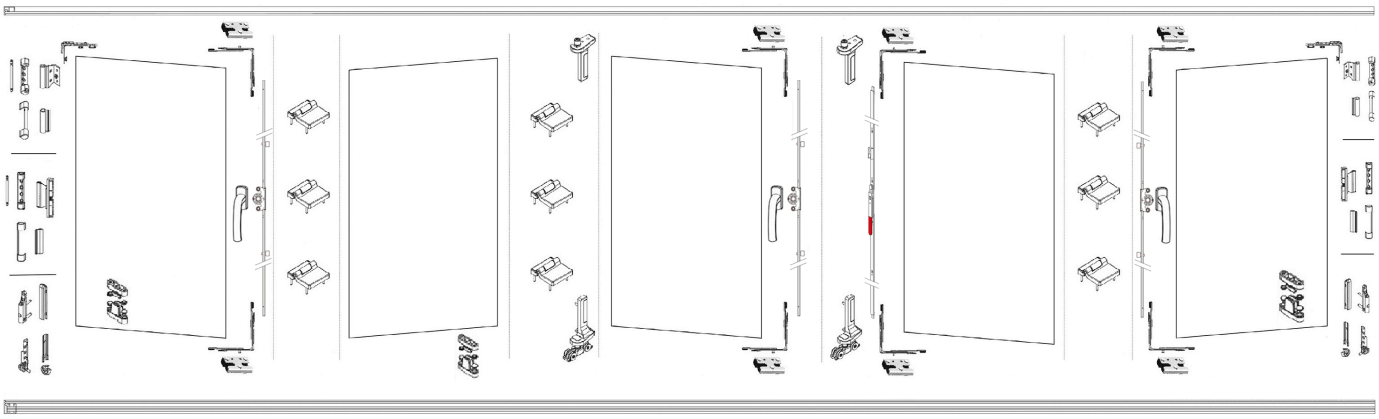

Sistema 541 con oscilo-batiente

PVC	REF.
KIT Plegable **541** BLANCO 9016 (Danubio)	KP541-9016
KIT Plegable **541** NEGRO 8022 (Danubio)	KP541-8022
KIT Plegable **541** NEGRO 9005 (Danubio)	KP541-9005
KIT Plegable **541** PLATA 9006 (Danubio)	KP541-9006

(sin bisagra plegable)

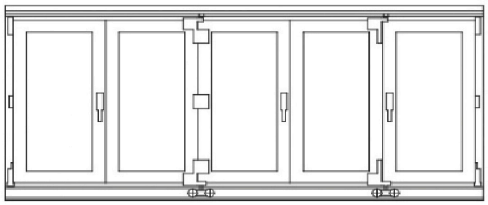

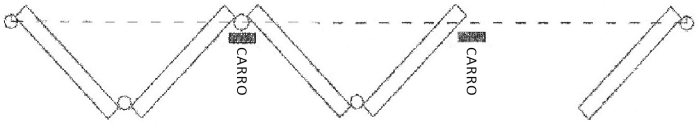

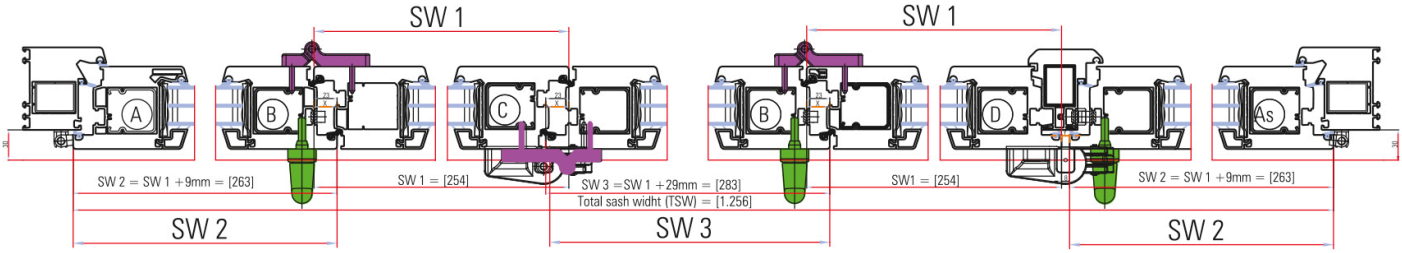

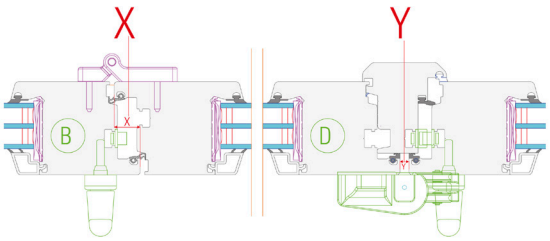

$$SW\ 1 = \frac{TSW + 14}{5}$$

$$SW\ 3 = SW\ 1 + 29$$

$$SW\ 1 = \frac{TSW + (3*X) - Y - (2*9mm) - 29mm}{5\ SASH}$$

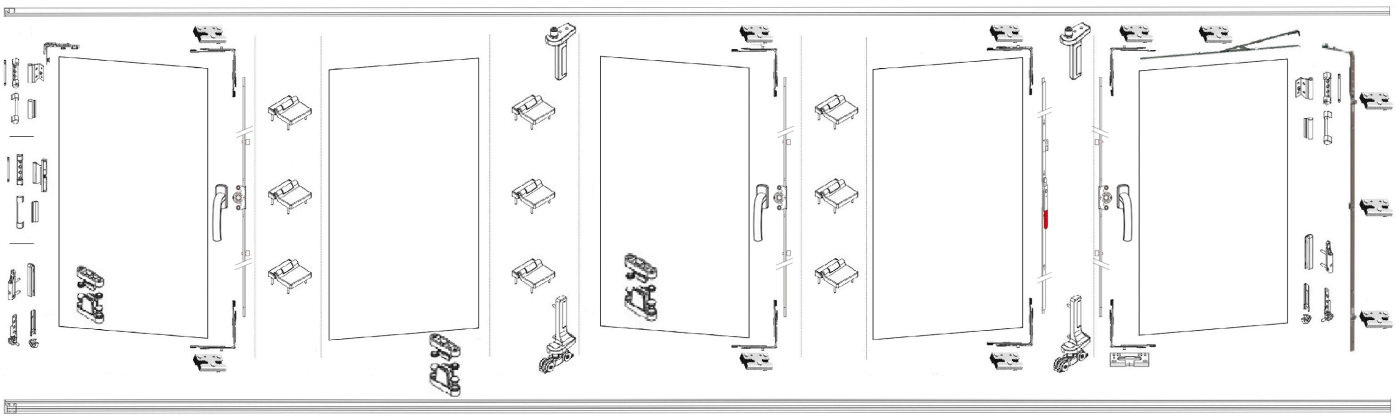

Sistema 550

PVC	REF.
KIT Plegable **550** BLANCO 9016 (Danubio)	KP550-9016
KIT Plegable **550** NEGRO 8022 (Danubio)	KP550-8022
KIT Plegable **550** NEGRO 9005 (Danubio)	KP550-9005
KIT Plegable **550** PLATA 9006 (Danubio)	KP550-9006

(sin bisagra plegable)

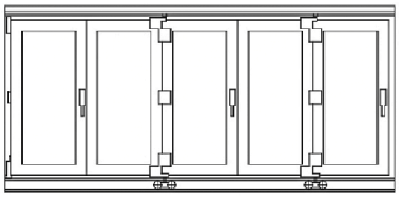

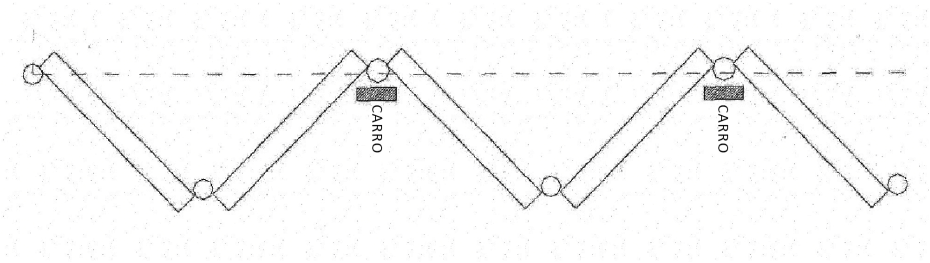

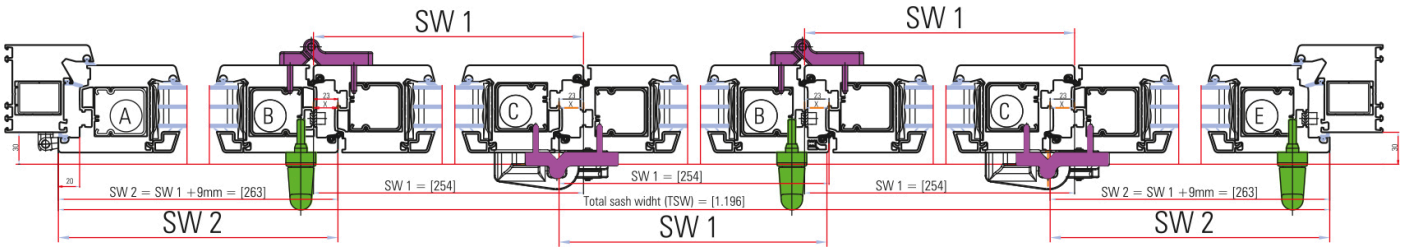

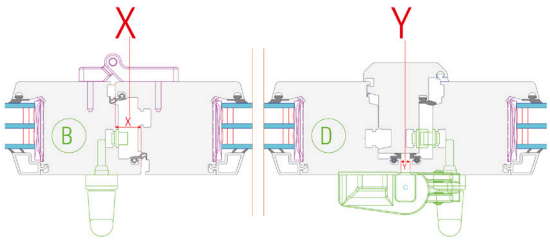

$$SW\ 1 = \frac{TSW + 74}{5}$$

$$SW\ 2 = SW\ 1 + 9$$

$$SW\ 1 = \frac{TSW + (4*X) - 2*9mm}{5\ SASH}$$



Sistema Plegable 633

PVC	REF.
KIT **633** BLANCO 9016 (Danubio)	KP633-9016
KIT **633** NEGRO 8022 (Danubio)	KP633-8022
KIT **633** NEGRO 9005 (Danubio)	KP633-9005
KIT **633** PLATA 9006 (Danubio)	KP633-9006

(sin bisagra plegable)

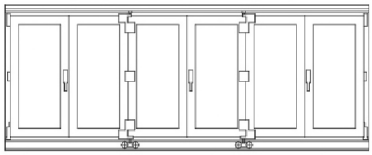



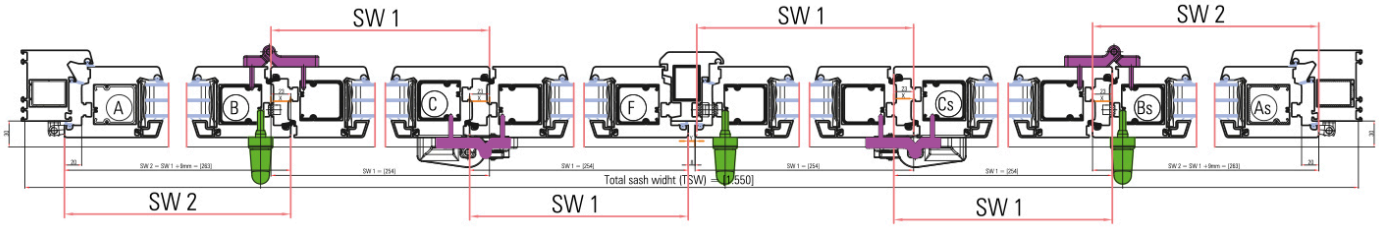

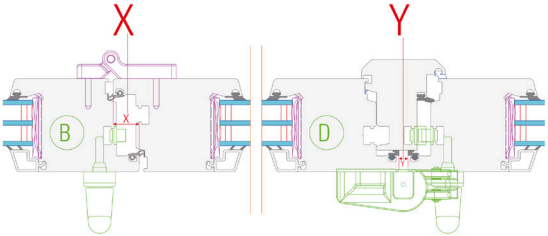

$$SW\ 1 = \frac{TSW+66}{6}$$

$$SW\ 2 = SW\ 1 + 9$$

$$SW\ 1 = \frac{TSW+(4*X)-Y-2*9mm}{6\ SASH}$$

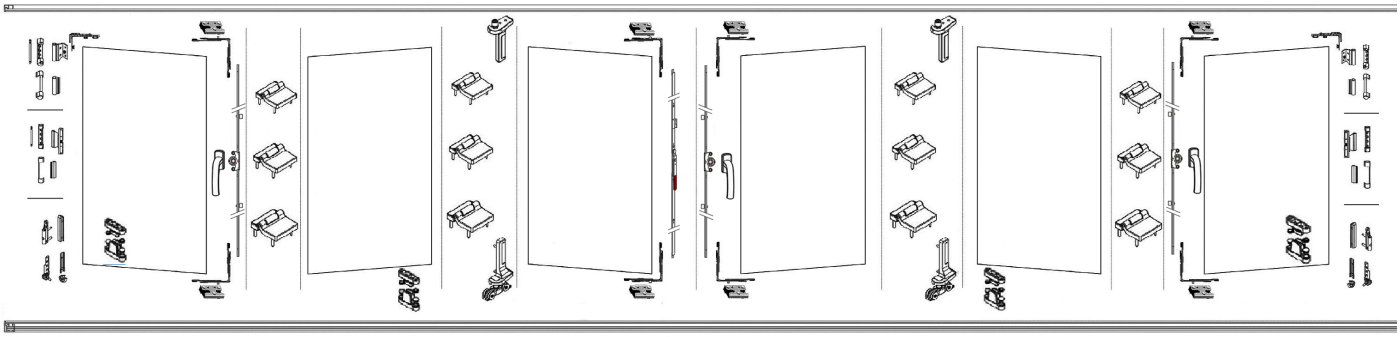

Sistema Plegable 651 con oscilo-batiente

PVC	REF.
KIT **651** BLANCO 9016(Danubio)	KP651-9016
KIT **651** NEGRO 8022 (Danubio)	KP651-8022
KIT **651** NEGRO 9005 (Danubio)	KP651-9005
KIT **651** PLATA 9006(Danubio)	KP651-9006

(sin bisagra plegable)

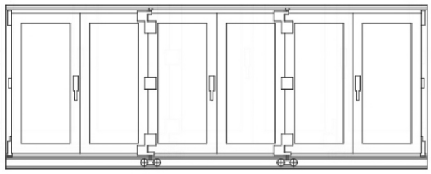

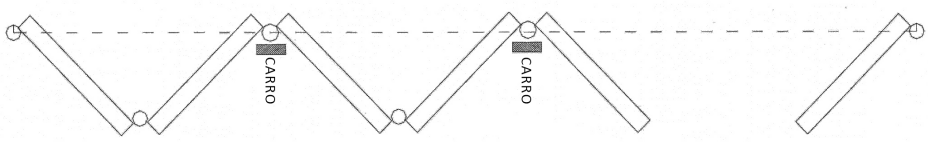

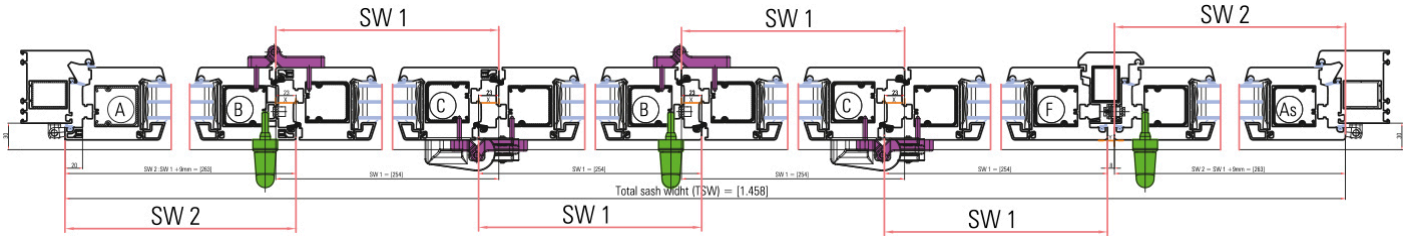

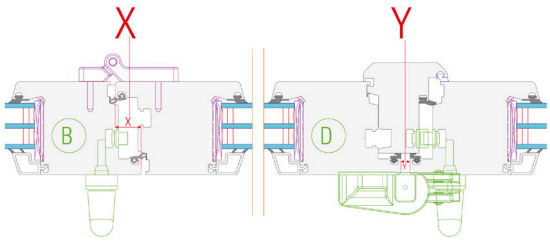

$$SW\ 1 = \frac{TSW+66}{6}$$

$$SW\ 2 = SW\ 1 + 9$$

$$SW\ 1 = \frac{TSW+(4*X)-Y-2*9mm}{6\ SASH}$$



Sistema Plegable 743

PVC	REF.
KIT **743** BLANCO 9016 (Danubio)	KP743-9016
KIT **743** NEGRO 8022 (Danubio)	KP743-8022
KIT **743** NEGRO 9005 (Danubio)	KP743-9005
KIT **743** PLATA 9006 (Danubio)	KP743-9006

(sin bisagra plegable)

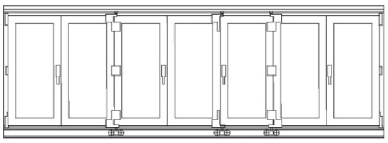

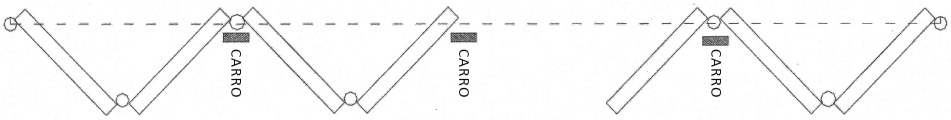

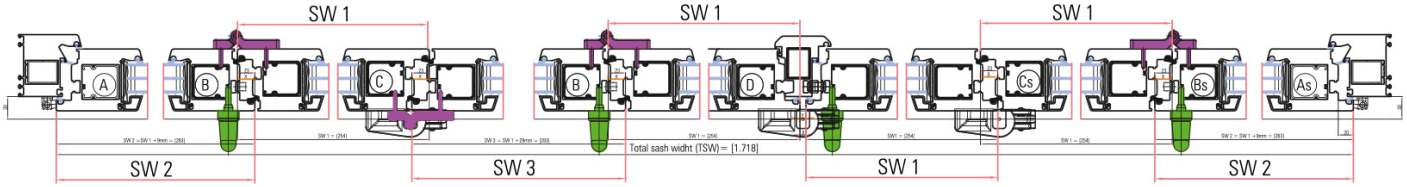

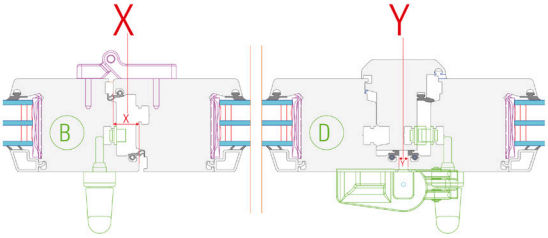

$$SW\ 1 = \frac{TSW+60}{7}$$

$$SW\ 2 = SW\ 1 + 9$$
$$SW\ 3 = SW\ 1 + 29$$

$$SW\ 1 = \frac{TSW+(5*X)-Y-2*9mm-27mm}{7\ SASH}$$

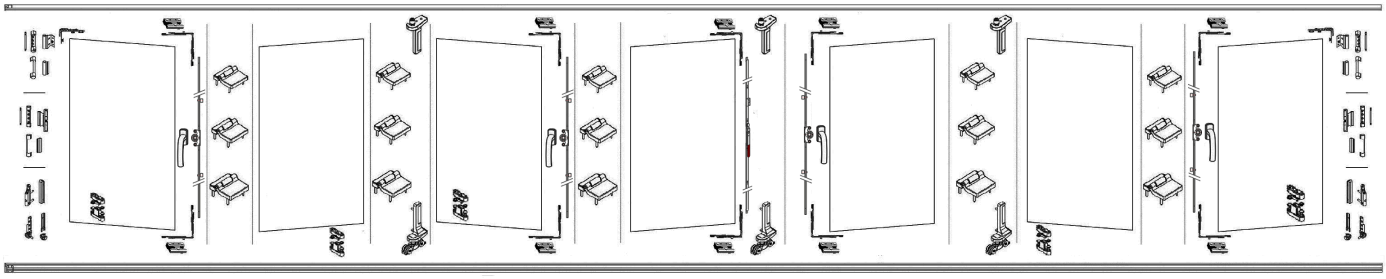

Sistema Plegable 761 con oscilo-batiente

PVC	REF.
KIT **761** BLANCO 9016 (Danubio)	KP761-9016
KIT **761** NEGRO 8022 (Danubio)	KP761-8022
KIT **761** NEGRO 9005 (Danubio)	KP761-9005
KIT **761** PLATA 9006 (Danubio)	KP761-9006

(sin bisagra plegable)

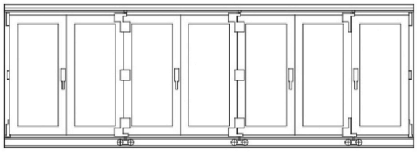

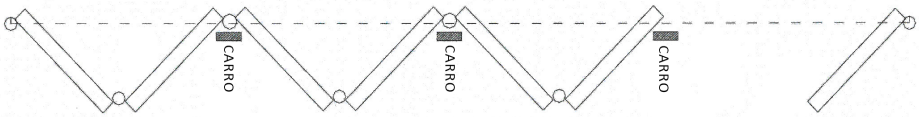

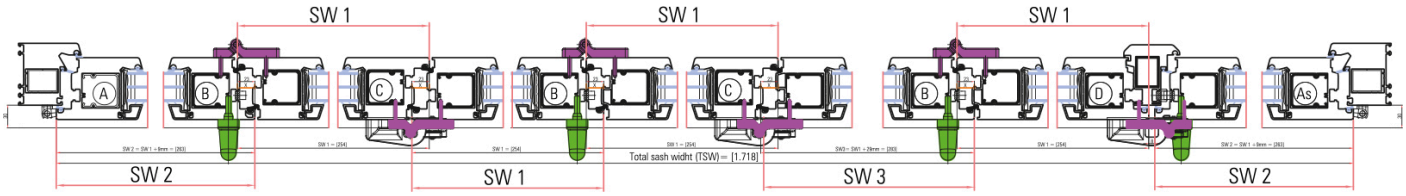

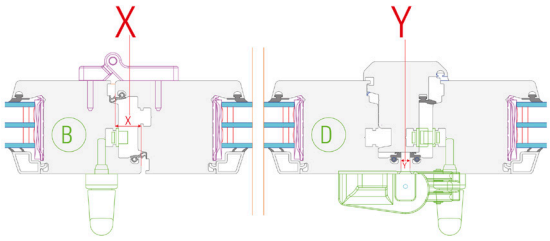

$$SW\ 1 = \frac{TSW+60}{7}$$

$$SW\ 2 = SW\ 1 + 9$$
$$SW\ 3 = SW\ 1 + 29$$

$$SW\ 1 = \frac{TSW+(5*X)-Y-2*9mm-27mm}{7\ SASH}$$

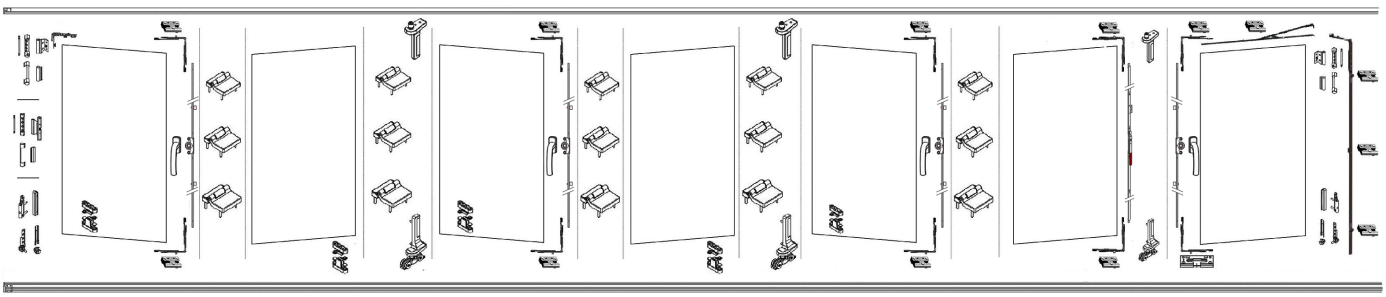

Sistema Plegable 770

(sin bisagra plegable)

PVC	REF.
KIT **770** BLANCO 9016 (Danubio)	KP770-9016
KIT **770** NEGRO 8022 (Danubio)	KP770-8022
KIT **770** NEGRO 9005 (Danubio)	KP770-9005
KIT **770** PLATA 9006 (Danubio)	KP770-9006

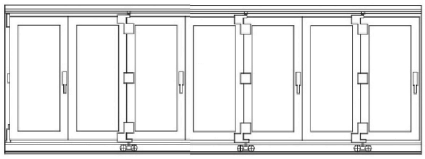

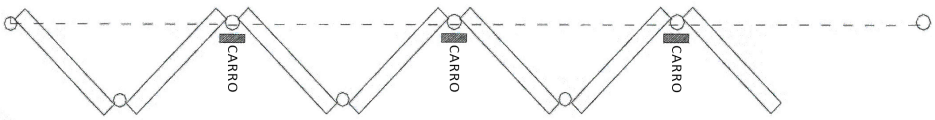

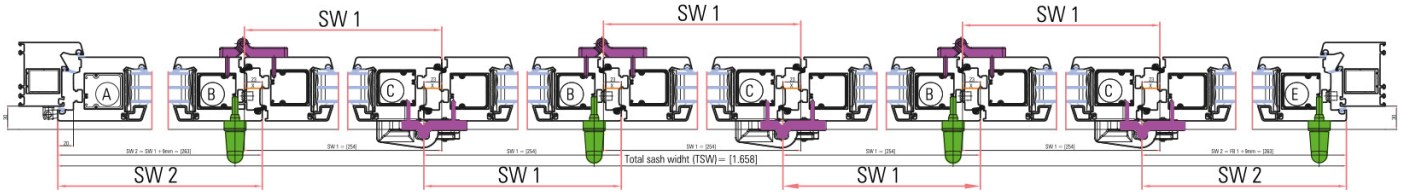

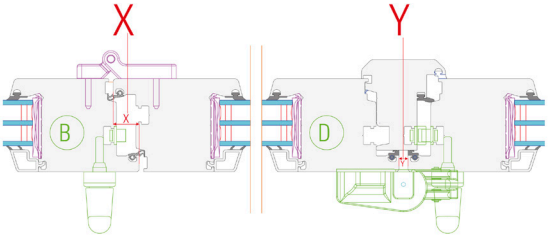

$$SW\ 1 = \frac{TSW + 120}{7}$$

$$SW\ 2 = SW\ 1 + 9$$

$$SW\ 1 = \frac{TSW + (6*X) - Y - 2*9mm}{7\ SASH}$$

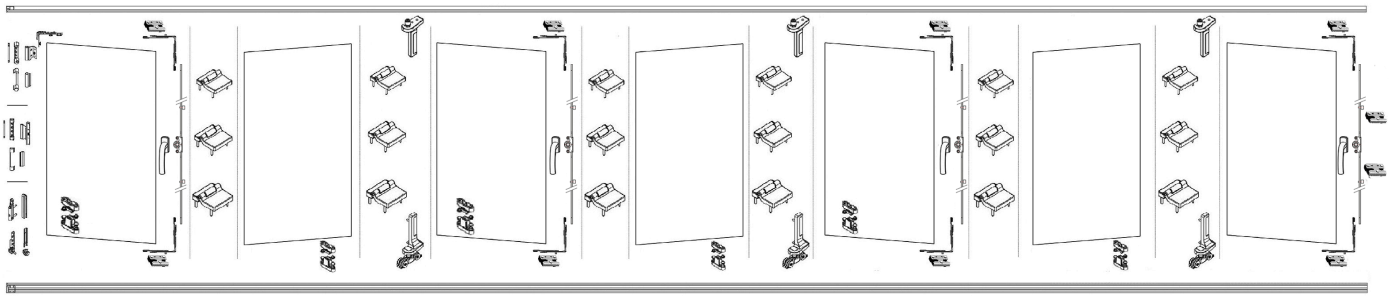

Bisagra 20/40 de plegable.

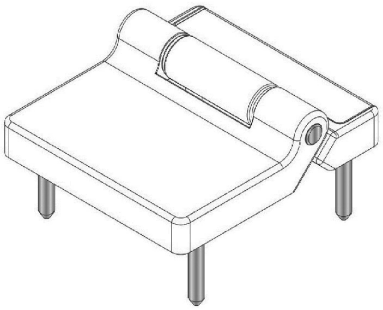

RAL	DESCRIPCIÓN		REF.
9016	Bisagra de plegable intereje 20/40	1	P6170-9016
9005	Bisagra de plegable intereje 20/40	1	P6170-9005
9006	Bisagra de plegable intereje 20/40	1	P6170-9006

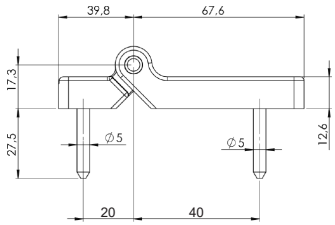

Bisagra 20/50 de plegable. Pernio corto.

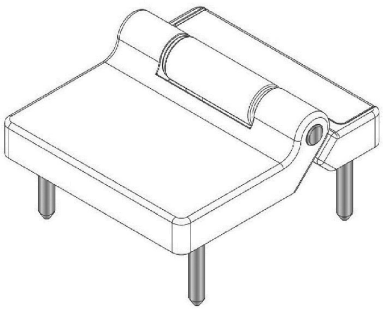

RAL	DESCRIPCIÓN		REF.
9016	Bisagra de plegable intereje 20/50 p/c	1	P6171-9016
9005	Bisagra de plegable intereje 20/50 p/c	1	P6171-9005
9006	Bisagra de plegable intereje 20/50 p/c	1	P6171-9006

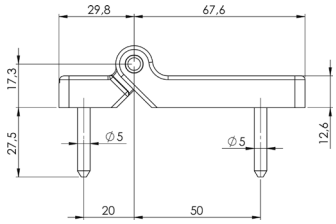

Bisagra 20/50 de plegable. Pernio largo.

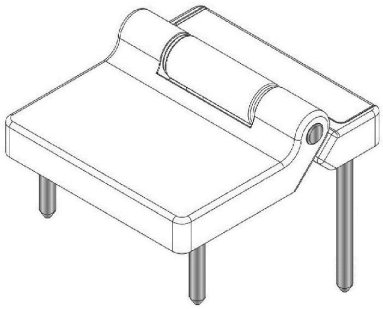

RAL	DESCRIPCIÓN		REF.
9016	Bisagra de plegable intereje 20/50 p/l	1	P6173-9016
9005	Bisagra de plegable intereje 20/50 p/l	1	P6173-9005
9006	Bisagra de plegable intereje 20/50 p/l	1	P6173-9006

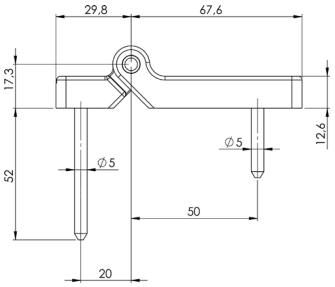

Bisagra 30/50 de plegable.

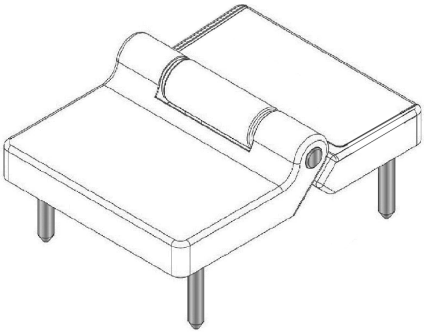

RAL	DESCRIPCIÓN		REF.
9016	Bisagra de plegable intereje 30/50	1	P6172-9016
9005	Bisagra de plegable intereje 30/50	1	P6172-9005
9006	Bisagra de plegable intereje 30/50	1	P6172-9006

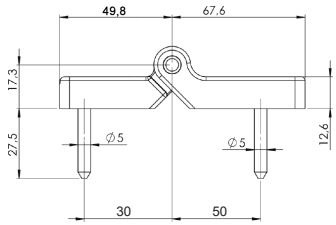

Calzos de bisagras de plegable.

RAL	DESCRIPCIÓN		REF.
9016	Calzos de bisagras sobre marco de 7mm	1	P6107-9016
8022	Calzos de bisagras sobre marco de 7mm	1	P6107-8022
9005	Calzos de bisagras sobre marco de 7mm	1	P6107-9005
9006	Calzos de bisagras sobre marco de 7mm	1	P6107-9006
9016	Calzos de bisagras sobre marco de 8mm	1	P6108-9016
8022	Calzos de bisagras sobre marco de 8mm	1	P6108-8022
9005	Calzos de bisagras sobre marco de 8mm	1	P6108-9005
9006	Calzos de bisagras sobre marco de 8mm	1	P6108-9006
9016	Calzos de bisagras sobre marco de 13mm	1	P6113-9016
8022	Calzos de bisagras sobre marco de 13mm	1	P6113-8022
9005	Calzos de bisagras sobre marco de 13mm	1	P6113-9005
9006	Calzos de bisagras sobre marco de 13mm	1	P6113-9006
9016	Calzos de bisagras sobre marco de 16mm	1	P6116-9016
8022	Calzos de bisagras sobre marco de 16mm	1	P6116-8022
9005	Calzos de bisagras sobre marco de 16mm	1	P6116-9005
9006	Calzos de bisagras sobre marco de 16mm	1	P6116-9006
9016	Calzos de bisagras sobre marco de 17mm	1	P6117-9016
8022	Calzos de bisagras sobre marco de 17mm	1	P6117-8022
9005	Calzos de bisagras sobre marco de 17mm	1	P6117-9005
9006	Calzos de bisagras sobre marco de 17mm	1	P6117-9006
9016	Calzos de bisagras sobre marco de 18mm	1	P6118-9016
8022	Calzos de bisagras sobre marco de 18mm	1	P6118-8022
9005	Calzos de bisagras sobre marco de 18mm	1	P6118-9005
9006	Calzos de bisagras sobre marco de 18mm	1	P6118-9006
9016	Calzos de bisagras sobre marco de 19mm	1	P6119-9016
8022	Calzos de bisagras sobre marco de 19mm	1	P6119-8022
9005	Calzos de bisagras sobre marco de 19mm	1	P6119-9005
9006	Calzos de bisagras sobre marco de 19mm	1	P6119-9006

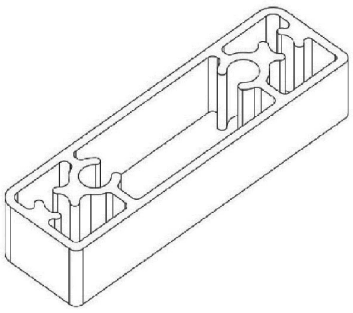

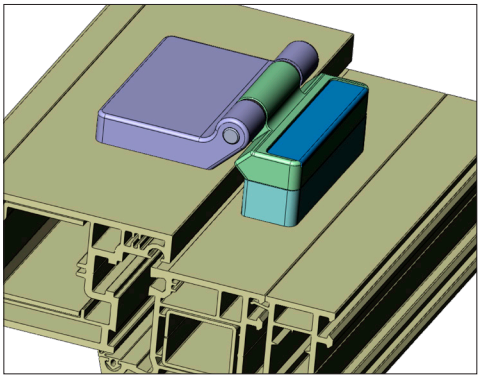

Plantilla de colocación de soportes.

DESCRIPCIÓN		REF.
Plantilla de los soportes de los carros	1	P6103

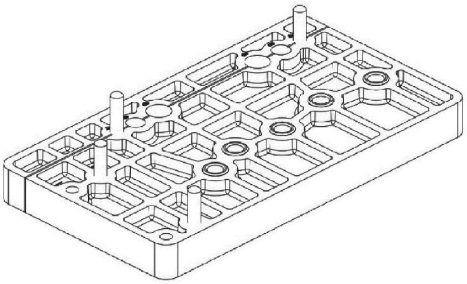

Plantilla de colocación de bisagras.

DESCRIPCIÓN		REF.
Plantilla de los soportes de bisagras	1	P6102

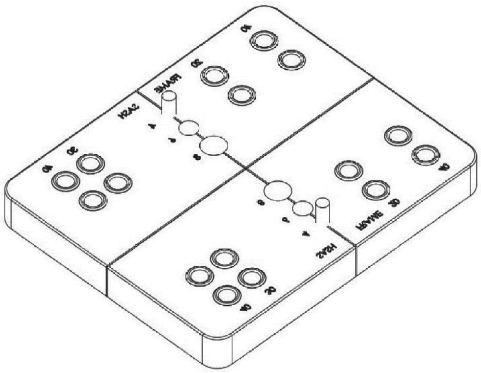

Instalación de las bisagras

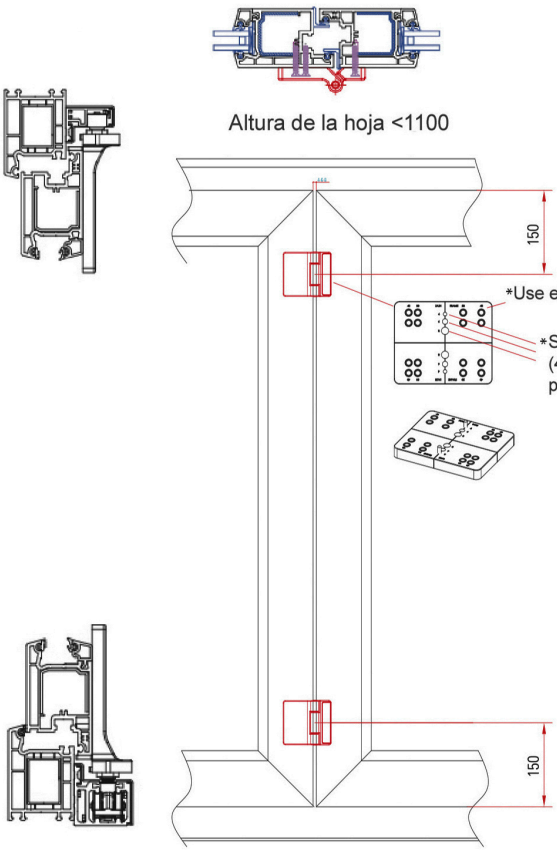

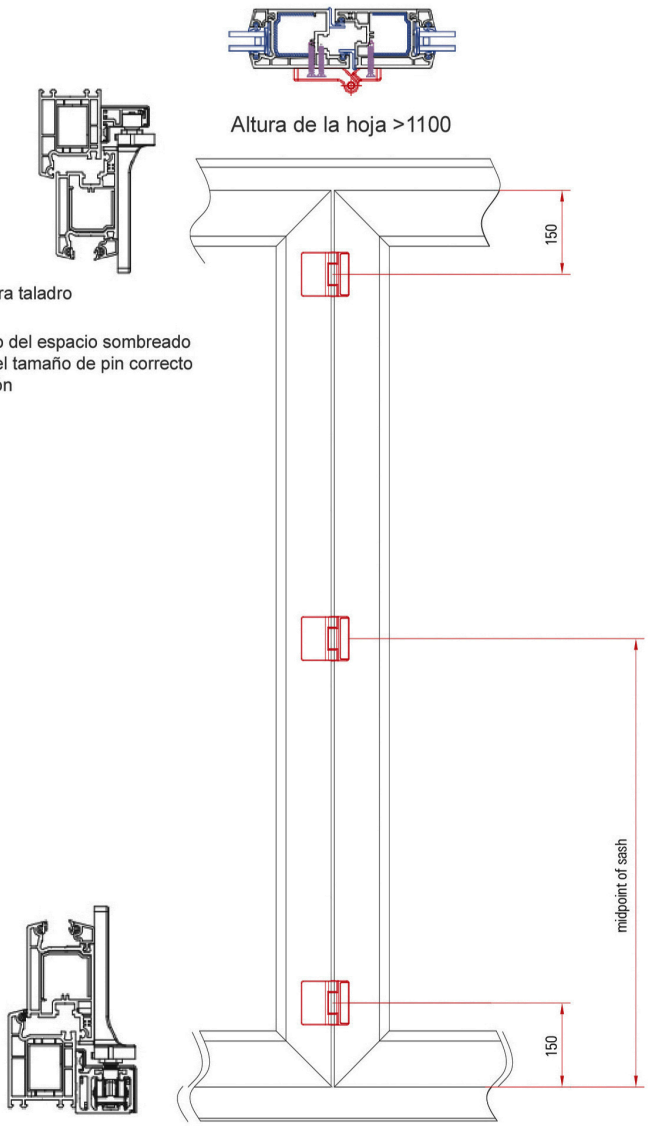

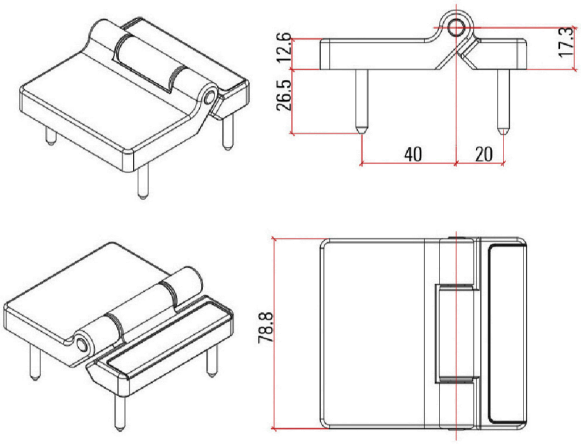

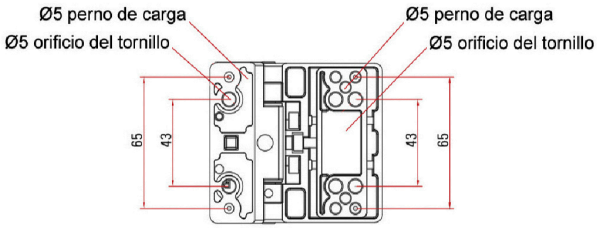

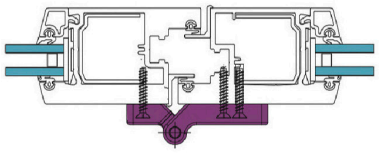

Fijación de la bisagra

1 - El orificio del perno de carga de la bisagra debe prepararse por adelantado.

2 - Después de montar la bisagra en el orificio fijarla con tornillos.

3 - La longitud de los tornillos debe ser lo suficientemente larga como para fijarse al refuerzo de acero.

Ajuste de la bisagra

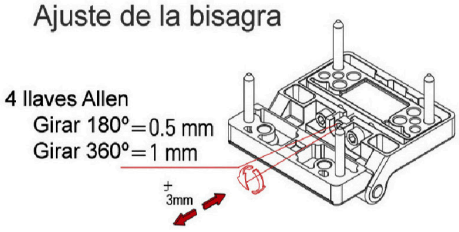

Número total de hojas

Número de hojas que se abren hacia la derecha

431

Número de hojas que se abren hacia la izquierda

IMAGEN	MEDIDA	COLOR			SISTEMA DE HOJAS										
		BLANCO 9016	NEGRO 8022	PLATA 9006	321	330	431	532	541	550	633	651	743	761	770
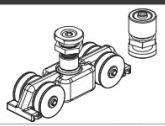					1	1	1	2	2	2	2	2	3	3	3
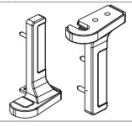		✓	✓	✓	1	1	1	2	2	2	2	2	3	3	3
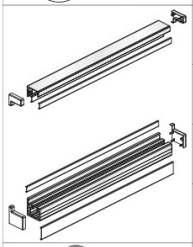	1 - 3000	✓	✓	✓	1	1	1	1	1	1	1	1	1	1	1
	3001 - 4000				1	1	1	1	1	1	1	1	1	1	1
	4001 - 5000				1	1	1	1	1	1	1	1	1	1	1
	5001 - 6000				1	1	1	1	1	1	1	1	1	1	1
		✓	✓	✓	1	2	2	3	2	2	4	2	4	2	2
		✓	✓	✓	3	6	6	9	9	12	12	12	15	15	18
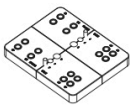															
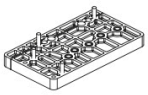															
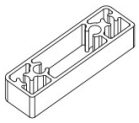	16mm	✓	✓	✓											
	17mm														
	18mm														
	19mm														
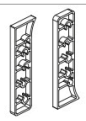		✓	✓	✓	2	2	2	4	4	4	4	4	6	6	6

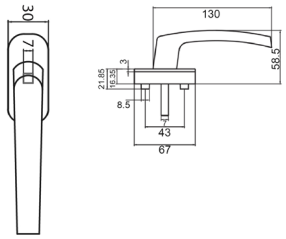

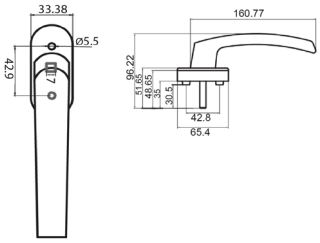

Manilla Danubio. Eje cuadradillo de 7mm.

RAL			Kg	REF.
9016	2	100	19,00	P2320-9016
8022	2	100	19,00	P2320-8022
9005	2	100	19,00	P2320-9005
9006	2	100	19,00	P2320-9006

Manilla Gran Danubio. Eje cuadradillo de 7mm.

RAL			Kg	REF.
9016	2	100	13,50	P2322-9016
8022	2	100	13,50	P2322-8022
9005	2	100	13,50	P2322-9005

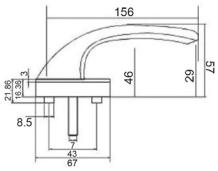

Manilla costa. Eje cuadradillo de 7mm.

RAL			Kg	REF.
9016	2	25	27,70	P2302-9016
8022	2	25	27,70	P2302-8022
9005	2	25	27,70	P2302-9005

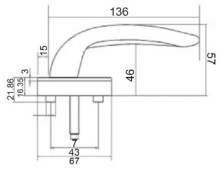

Manilla costa Exit. Eje cuadradillo de 7mm.

RAL			Kg	REF.
9016	2	25	19,00	P2340-9016
8022	2	25	19,00	P2340-8022
9005	2	25	19,00	P2340-9005

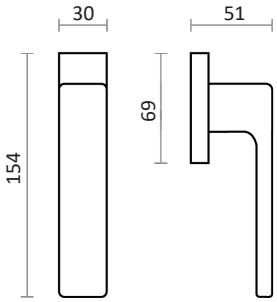

Manilla Spartan oscilo-batiente. Eje cuadradillo de 7mm.

RAL			Kg	REF.
9016	2	1	0,65	P2355-9016
9005	2	1	0,65	P2355-9005
INOX	2	1	0,65	P2355-INOX

Conjunto de carros.

DESCRIPCIÓN	REF.
Conjunto de carros para plegable	P6100

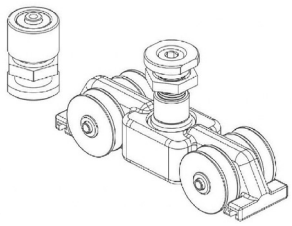

Soportes de los carros.

RAL	DESCRIPCIÓN	REF.
9016	Soporte de carros de plegable	P6110-9016
8022	Soporte de carros de plegable	P6110-8022
9005	Soporte de carros de plegable	P6110-9005
9006	Soporte de carros de plegable	P6110-9006

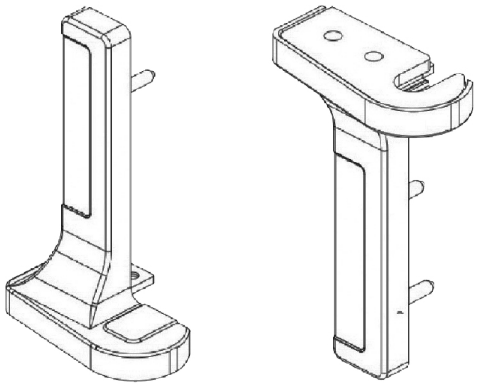

Dispositivo de retención.

RAL	DESCRIPCIÓN	REF.
9016	Dispositivo de retención del marco	P6120-9016
8022	Dispositivo de retención del marco	P6120-8022
9005	Dispositivo de retención del marco	P6120-9005
9006	Dispositivo de retención del marco	P6120-9006

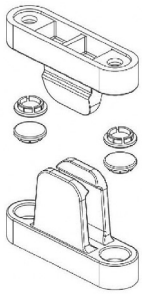

Sistema de carriles

RAL	DESCRIPCIÓN	REF.
9016	Carriles para plegables de 3 metros	P6130-9016
8022	Carriles para plegables de 3 metros	P6130-8022
9005	Carriles para plegables de 3 metros	P6130-9005
9006	Carriles para plegables de 3 metros	P6130-9006
9016	Carriles para plegables de 4 metros	P6140-9016
8022	Carriles para plegables de 4 metros	P6140-8022
9005	Carriles para plegables de 4 metros	P6140-9005
9006	Carriles para plegables de 4 metros	P6140-9006
9016	Carriles para plegables de 5 metros	P6150-9016
8022	Carriles para plegables de 5 metros	P6150-8022
9005	Carriles para plegables de 5 metros	P6150-9005
9006	Carriles para plegables de 5 metros	P6150-9006
9016	Carriles para plegables de 6 metros	P6160-9016
8022	Carriles para plegables de 6 metros	P6160-8022
9005	Carriles para plegables de 6 metros	P6160-9005
9006	Carriles para plegables de 6 metros	P6160-9006

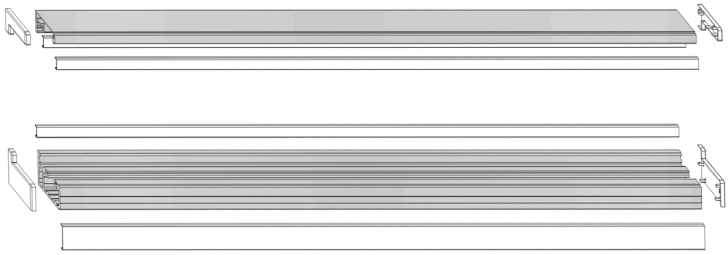

Instalación de los soportes de los carros

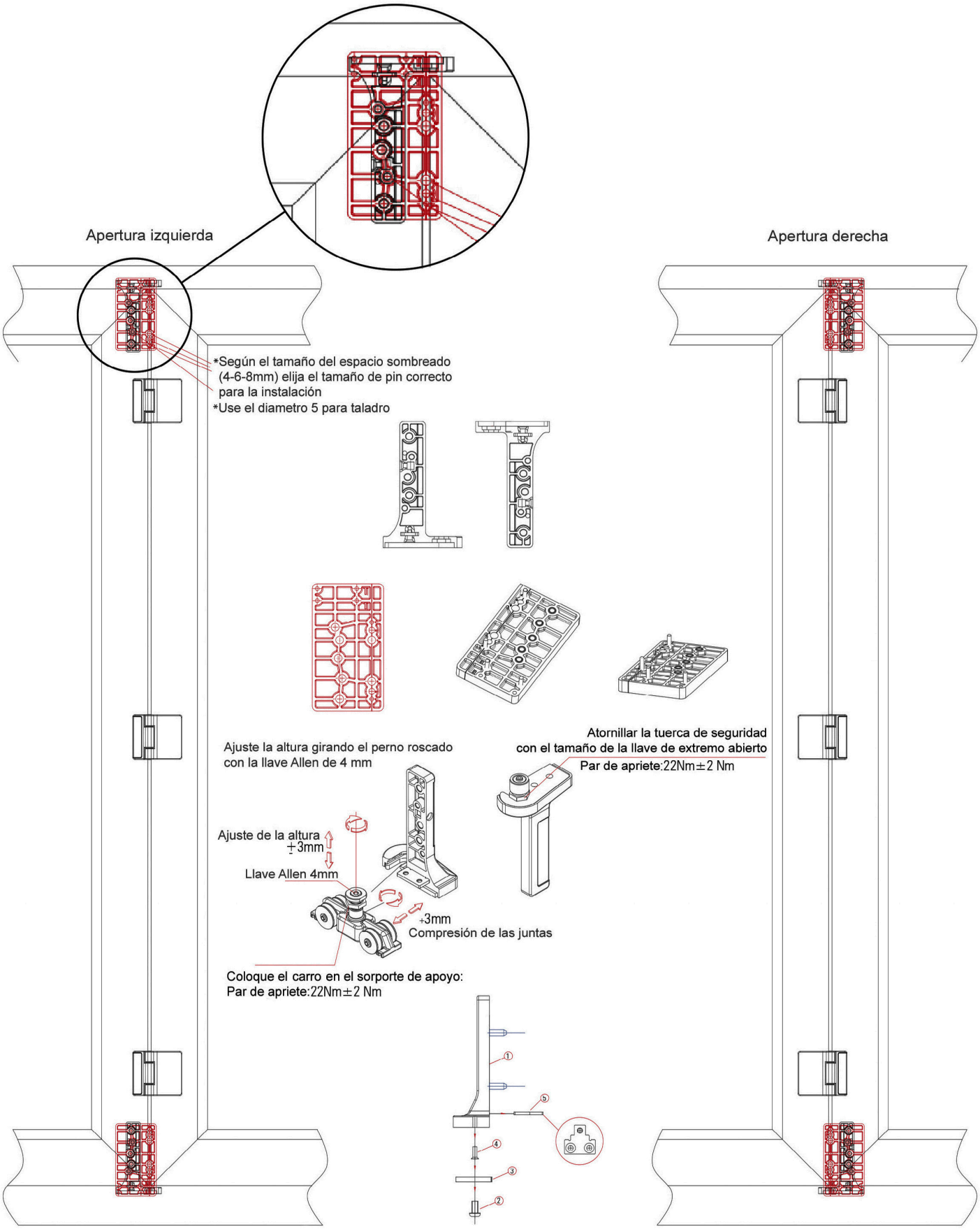

Versión de umbral mejorada.

* Cómo quitar la versión de umbral mejorada de la abrazadera de retención desde el soporte 1:
1º Afloje los dos tornillos avellanados 2, levante la placa de fijación 3, Retire el tornillo avellanado 4 y la abrazadera de retención 5
2º Coloque la placa de sujeción 3 y apriete el tornillo avellanado 2

Instalación del carril

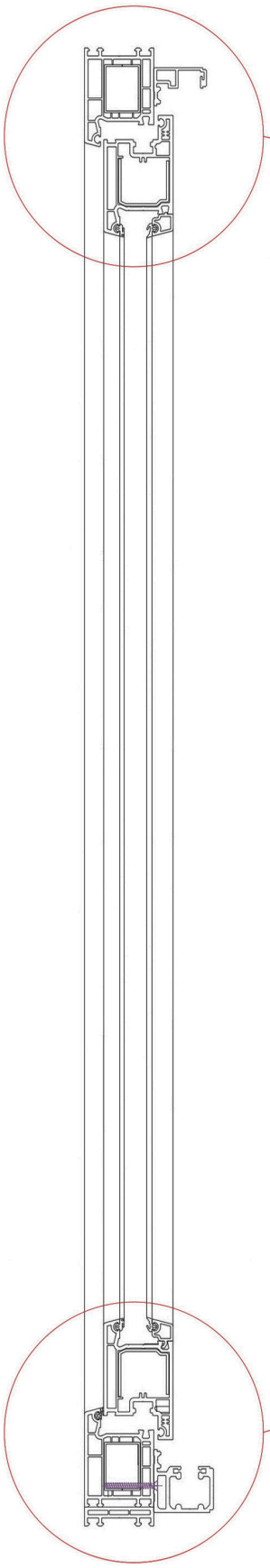

Los tornillos que fijan el carril superior deben ser lo suficientemente largos como para alcanzar el armazón de acero

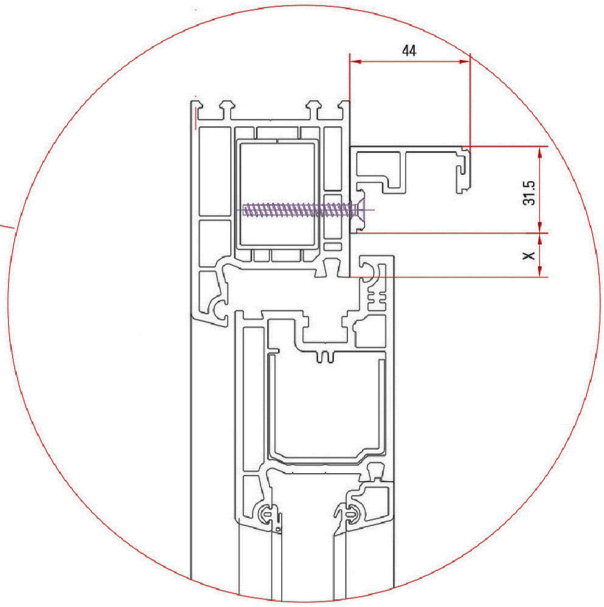

Guia de instalación del carril	
Altura de superposición de la hoja	X
18	14
20	16
22	18

Guia de instalación del carril	
Altura mínima de la hoja	Y
18	66
20	68
22	70

Los tornillos que fijan el carril inferior deben ser lo suficientemente largos como para alcanzar el armazón de acero

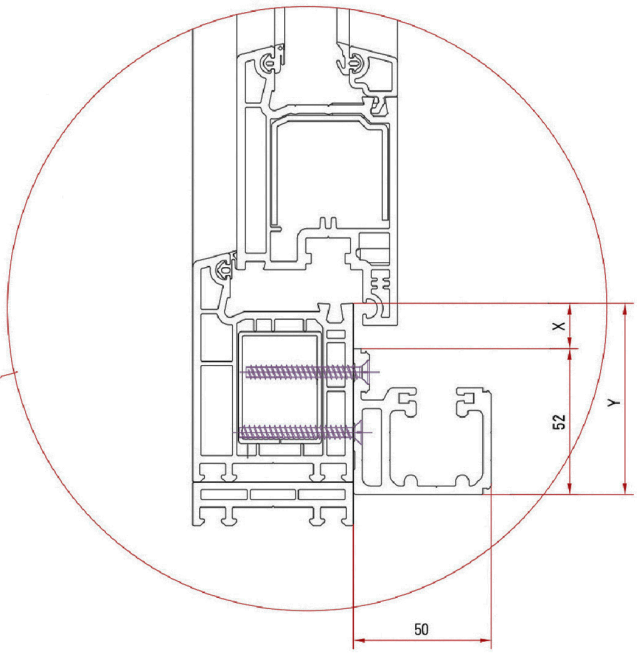

Versión de los carros

Versión corredera interior
(hasta 100kg)

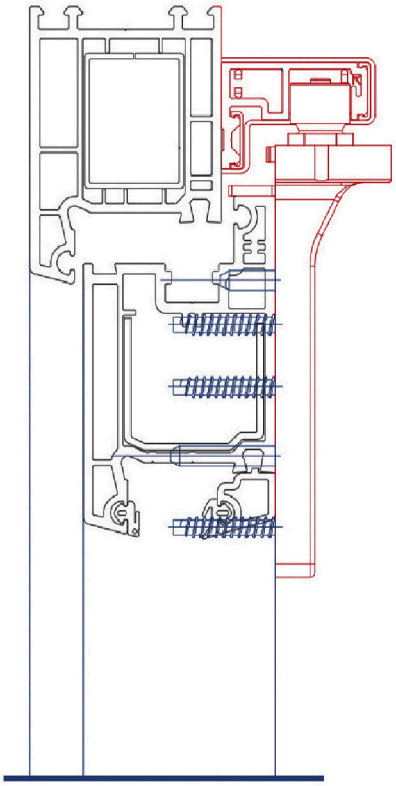

Versión corredera superior
(hasta 80kg)

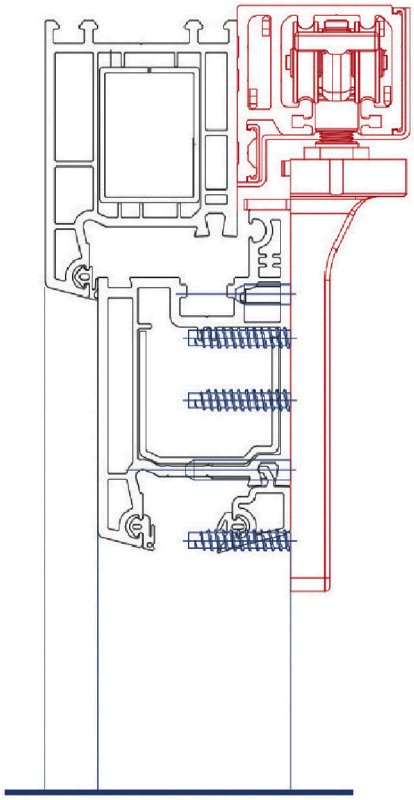

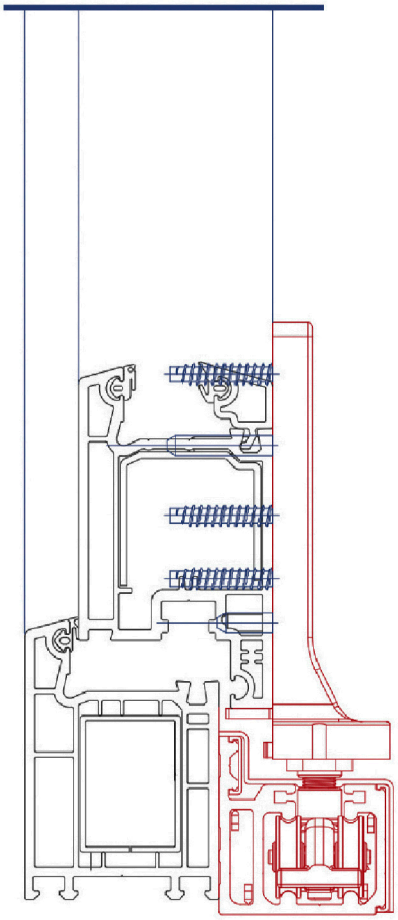

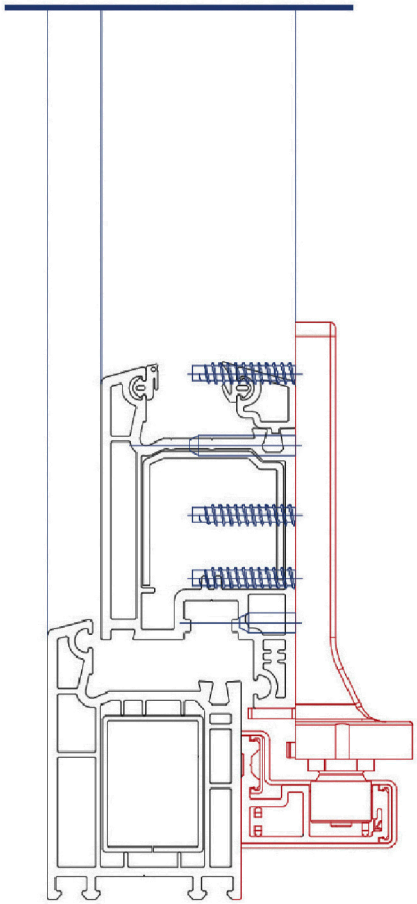

Colocación del cristal

A = Bloque espaciador
B = Calzo de soporte

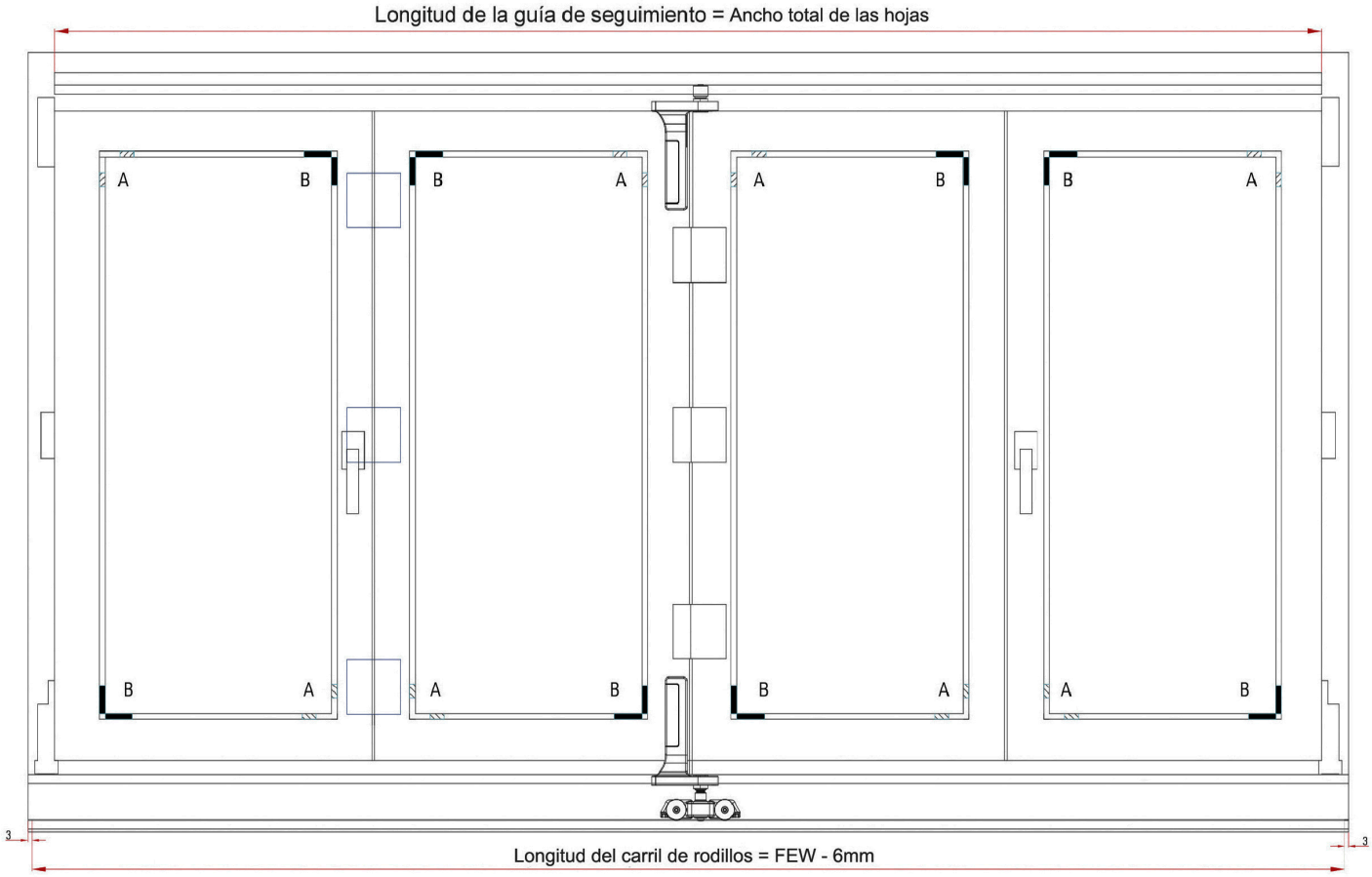

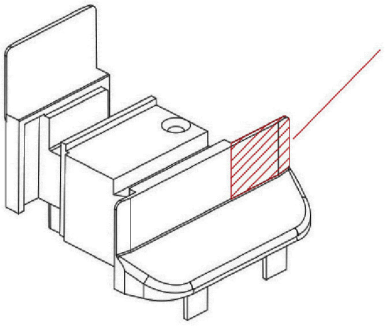

En los esquemas 321, 532, 743 y 761
este trozo debe ser cortado

Häusen®
Accesorios para puertas y ventanas